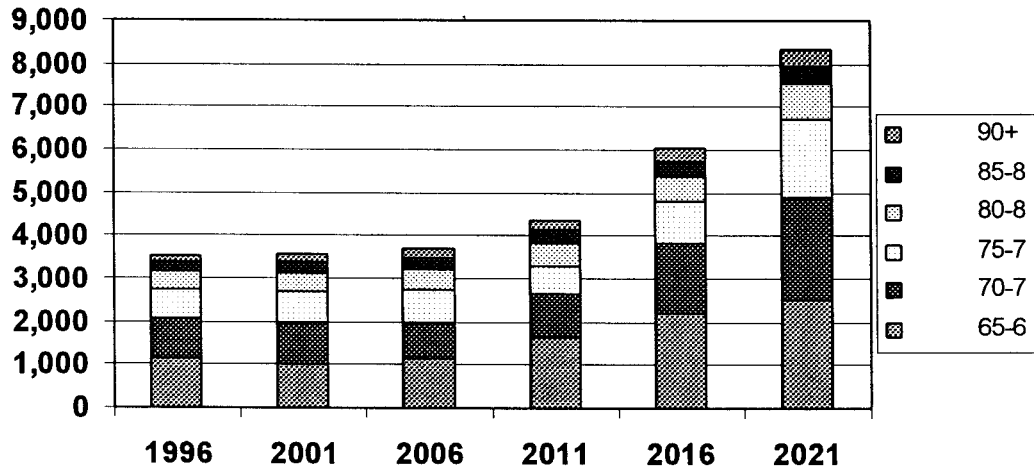


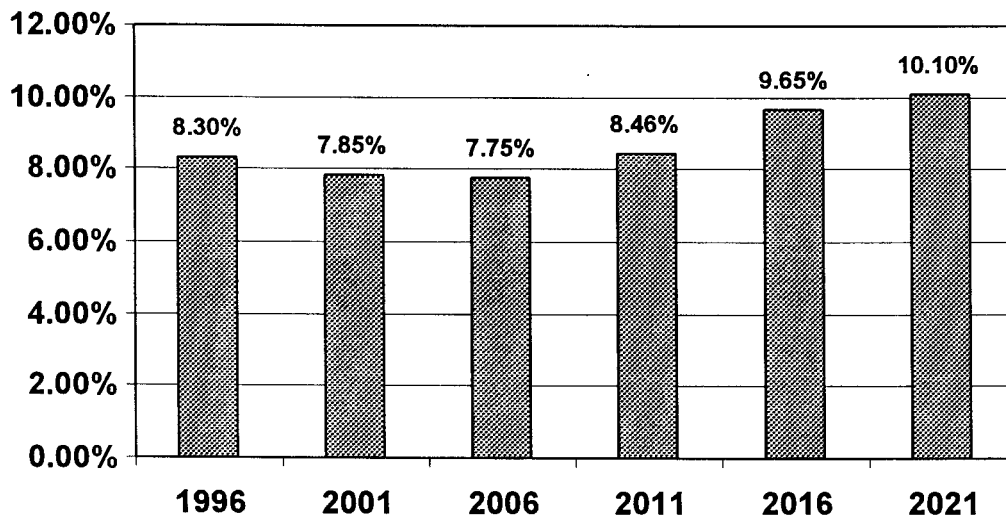
Attachment 3.1

CARDINIA - POPULATION PROJECTIONS FOR THE 65+ POPULATION 1996-2021



YEARS	1996	2001	2006	2011	2016	2021
65-69	1,153	1,003	1,162	1,618	2,198	2,497
70-74	942	964	829	1,018	1,632	2,410
75-79	657	718	729	677	991	1,778
80-84	446	458	494	528	545	848
85-89	221	272	279	316	377	420
90+	112	155	195	227	290	376
65+ TOT	3,531	3,570	3,688	4,384	6,033	8,329

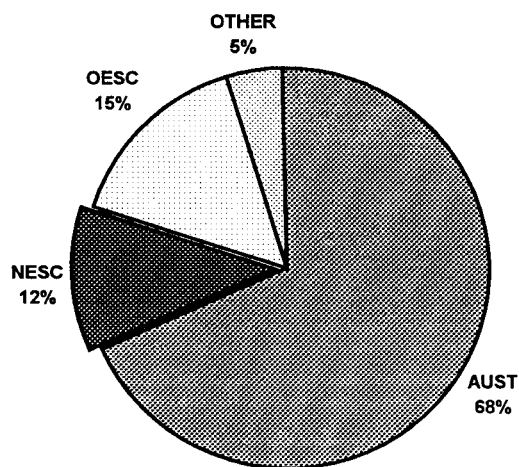
CARDINIA - 65+ POPULATION AS PERCENTAGE OF TOTAL PROJECTED POPULATION 1996-2021



Source: ADEC From *Victoria in Future* data, Department of Infrastructure 1996

Attachment 3.2

CARDINIA COB OF 65+ POPULATION 1996



COB	65+ POPULATION
AUST	2,351
OESC	528
NESC	411
OTHER	158
TOTAL	34,448

Source: ADEC from ABS census data
(Note: NESC includes persons "born elsewhere overseas".
OTHER includes "not stated" and "overseas visitors"
OESC - Other English Speaking Country)

Attachment 3.3

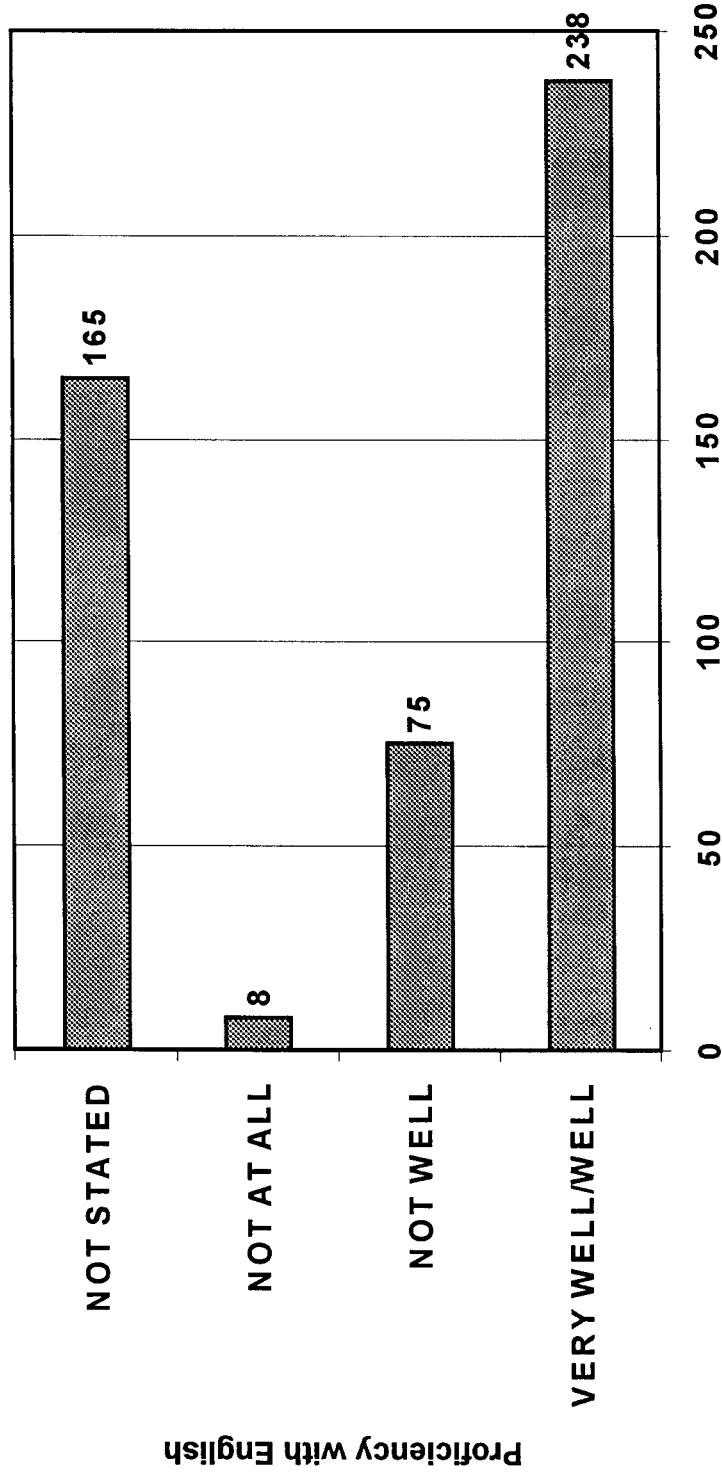
CARDINIA LANGUAGE SPOKEN AT HOME X AGE GROUP

Language	65-69YRS	70-74YRS	75+YRS	TOTAL
English	979	760	1,216	2,955
Spanish	50	30	29	109
Yiddish	20	17	19	56
English	25	15	13	53
Finnish	6	3	3	12
Czech	0	7	4	11
French	4	0	6	10
Swedish	3	0	3	6
Bosnian	6	0	0	6
Croatian	0	3	3	6
Serbian	0	3	3	6
Italian	3	0	0	3
Ukranian	0	0	3	3
Slovene	3	0	0	3
Slovak	0	0	3	3
Chinese nfd	3	0	0	3
Hokkien	0	0	3	3
Teochew	0	3	0	3

Source: ADEC from ABS 1996 Census

Attachment 3.4

**CARDINIA - PROFICIENCY WITH ENGLISH
PERSONS 65+ WHO SPEAK LOTE AT HOME 1996**



Source: ADEC from ABS 1996 Census