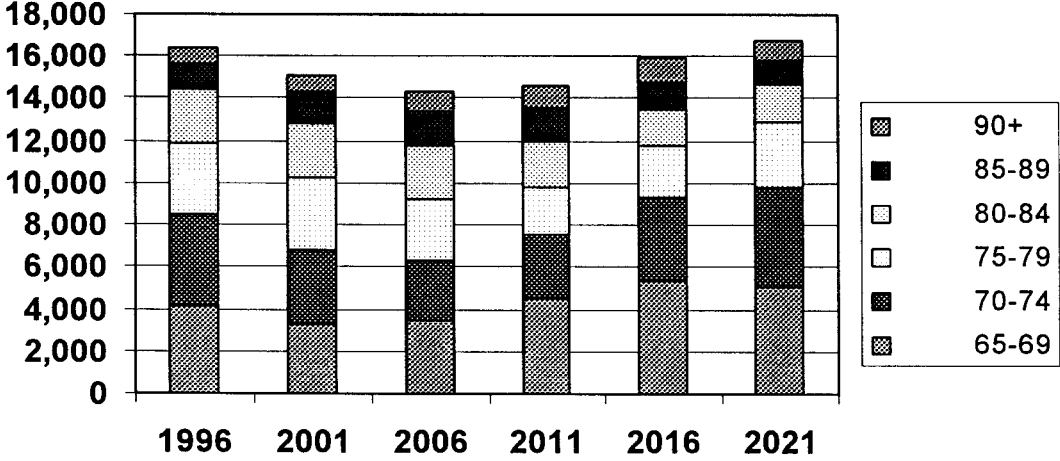
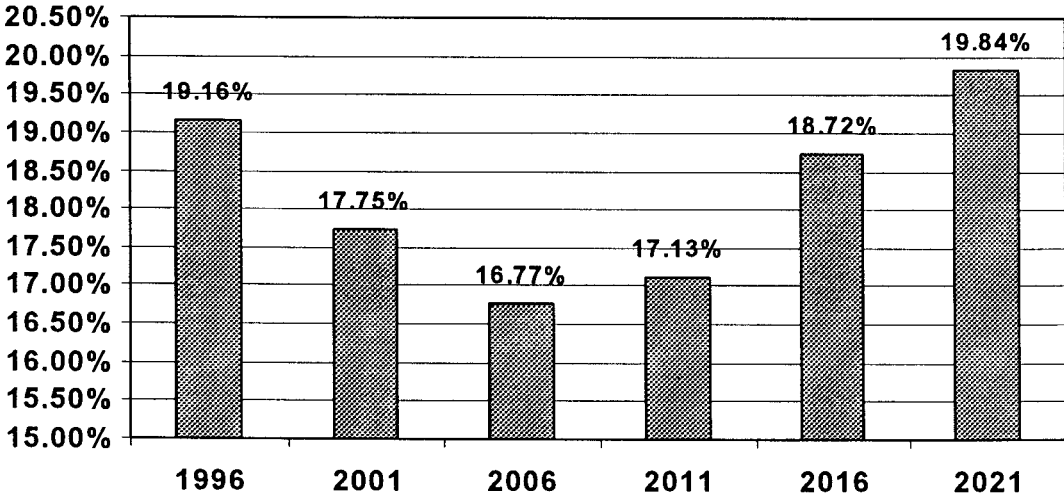


**BAYSIDE - POPULATION PROJECTIONS
FOR THE 65+ POPULATION 1996-2021**



| YEARS | 1996 | 2001 | 2006 | 2011 | 2016 | 2021 |
|---------|--------|--------|--------|--------|--------|--------|
| 65-69 | 4,144 | 3,261 | 3,524 | 4,500 | 5,411 | 5,074 |
| 70-74 | 4,338 | 3,557 | 2,829 | 3,076 | 3,930 | 4,701 |
| 75-79 | 3,388 | 3,430 | 2,840 | 2,219 | 2,418 | 3,099 |
| 80-84 | 2,525 | 2,544 | 2,597 | 2,170 | 1,700 | 1,853 |
| 85-89 | 1,267 | 1,537 | 1,570 | 1,630 | 1,377 | 1,090 |
| 90+ | 696 | 785 | 939 | 1,008 | 1,072 | 992 |
| TOT 65+ | 16,358 | 15,114 | 14,299 | 14,603 | 15,908 | 16,809 |

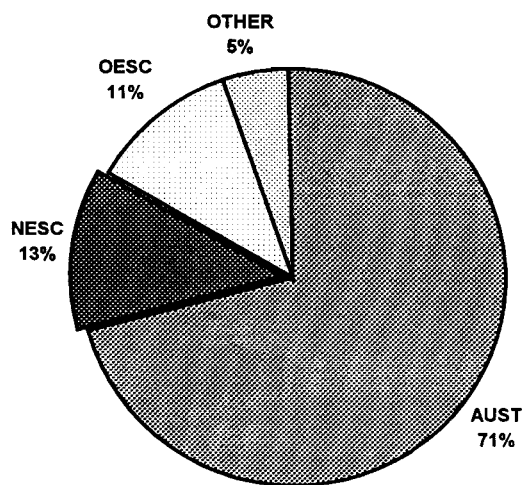
**BAYSIDE - 65+ POPULATION AS PERCENTAGE
OF TOTAL PROJECTED POPULATION
1996-2021**



Source: ADEC From *Victoria in Future* data, Department of Infrastructure 1996

Attachment 2.2

BAYSIDE COB OF 65+ POPULATION 1996



| COB | 65 + POPULATION |
|-------|-----------------|
| AUST | 10,396 |
| OESC | 1,650 |
| NESC | 1,916 |
| OTHER | 740 |
| TOTAL | 14,702 |

Source: ADEC from ABS census data
(Note: NESC includes persons "born elsewhere overseas".
OTHER includes "not stated" and "overseas visitors"
OESC - Other English Speaking Country)

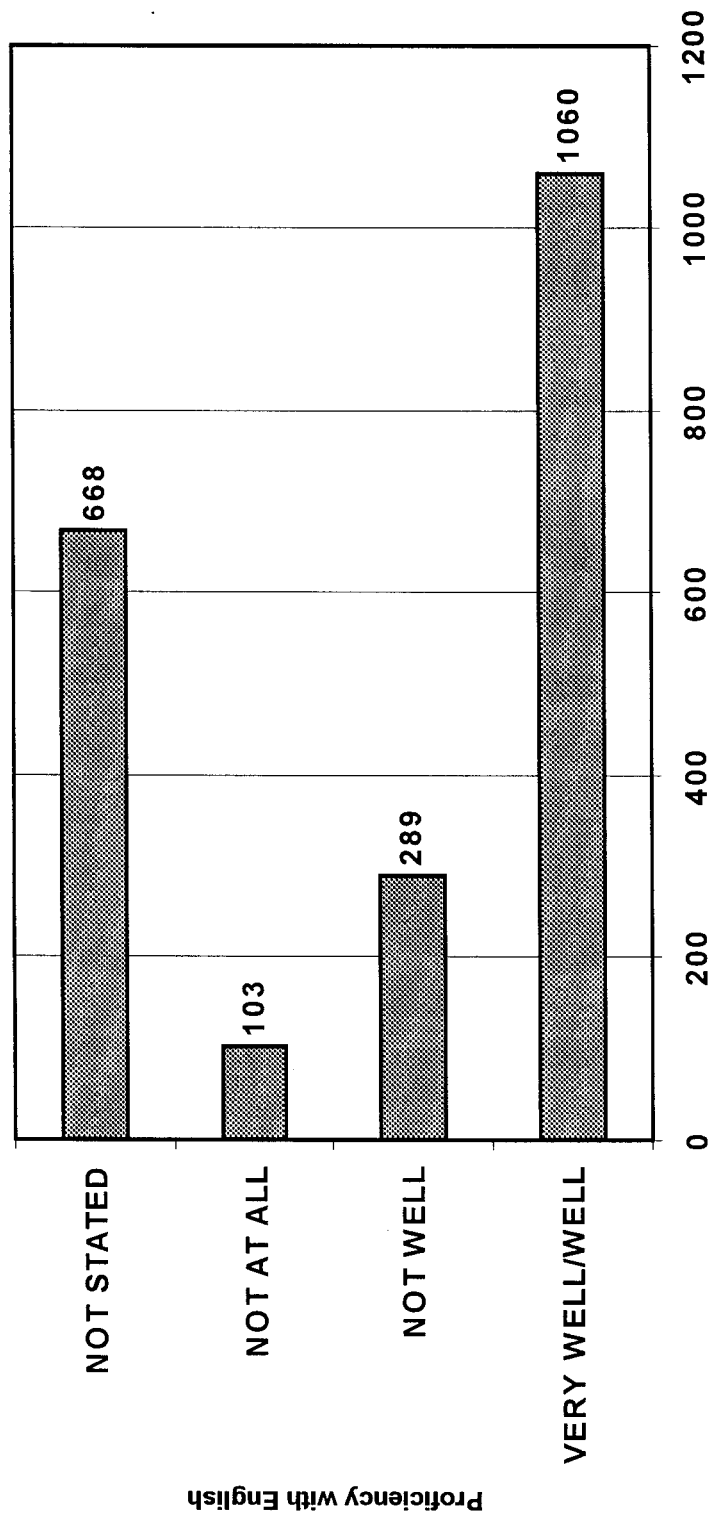
Attachment 2.3

BAYSIDE LANGUAGE SPOKEN AT HOME X AGE GROUP 1996

| Language | 65-69YRS | 70-74YRS | 75+YRS | TOTAL |
|------------------------------|----------|----------|--------|--------|
| English | 2,914 | 3,262 | 6,365 | 12,541 |
| Italian | 129 | 90 | 97 | 316 |
| Greek | 113 | 28 | 49 | 190 |
| German | 50 | 54 | 81 | 185 |
| Polish | 17 | 27 | 43 | 87 |
| Russian | 24 | 28 | 22 | 74 |
| Hungarian | 22 | 27 | 21 | 70 |
| Yiddish | 14 | 12 | 30 | 56 |
| Netherlandic | 14 | 11 | 30 | 55 |
| French | 15 | 10 | 18 | 43 |
| Cantonese | 12 | 9 | 12 | 33 |
| Arabic (including Lebanese) | 12 | 4 | 9 | 25 |
| Latvian | 3 | 6 | 12 | 21 |
| Croatian | 6 | 7 | 8 | 21 |
| Czech | 5 | 9 | 7 | 21 |
| Ukranian | 0 | 9 | 4 | 13 |
| Spanish | 6 | 3 | 3 | 12 |
| Maltese | 4 | 4 | 4 | 12 |
| Serbian | 3 | 6 | 3 | 12 |
| Lithuanian | 3 | 4 | 4 | 11 |
| Hebrew | 3 | 3 | 4 | 10 |
| South Slavic nfd | 4 | 5 | 0 | 9 |
| Mandarin | 3 | 6 | 0 | 9 |
| Japanese | 3 | 3 | 3 | 9 |
| Portuguese | 3 | 3 | 0 | 6 |
| Armenian | 0 | 3 | 3 | 6 |
| Southern Asian Languages nfd | 3 | 0 | 3 | 6 |
| Sinhalese | 3 | 0 | 3 | 6 |
| Urdu | 0 | 3 | 3 | 6 |
| Vietnamese | 3 | 3 | 0 | 6 |
| Tagalog (Filipino) | 3 | 0 | 3 | 6 |
| Romanian | 0 | 5 | 0 | 5 |
| Chinese nfd | 0 | 0 | 4 | 4 |
| Swedish | 0 | 0 | 3 | 3 |
| Bosnian | 3 | 0 | 0 | 3 |
| Slovene | 0 | 0 | 3 | 3 |
| Turkish | 0 | 0 | 3 | 3 |
| Khmer | 0 | 0 | 3 | 3 |
| Hokkien | 3 | 0 | 0 | 3 |
| Teochew | 0 | 3 | 0 | 3 |
| Tok Pisin | 3 | 0 | 0 | 3 |
| Sign Languages nfd | 3 | 0 | 0 | 3 |

Source: ADEC from ABS 1996 Census

BAYSIDE - PROFICIENCY WITH ENGLISH PERSONS 65+ WHO SPEAK LOTE AT HOME 1996



Source: ADEC from ABS 1996 Census