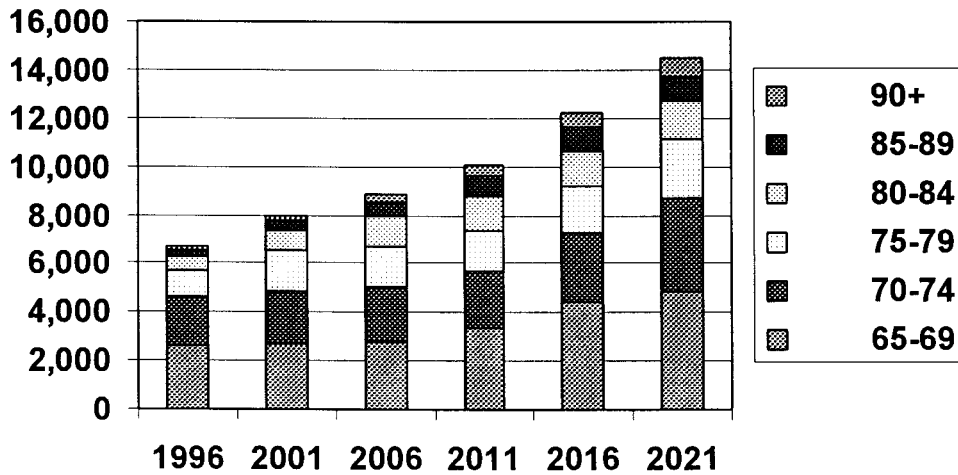


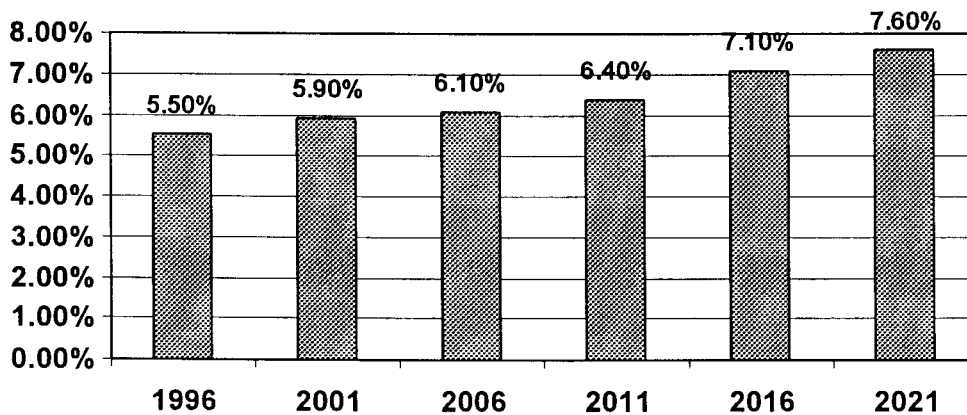
## Attachment 7.1

### HUME - POPULATION PROJECTIONS FOR THE 65+ POPULATION 1996-2021



YEARS	1996	2001	2006	2011	2016	2021
65-69	2,587	2,656	2,769	3,313	4,449	4,836
70-74	2,020	2,227	2,218	2,348	2,866	3,858
75-79	1,068	1,628	1,706	1,749	1,915	2,413
80-84	588	854	1,292	1,369	1,440	1,587
85-89	277	393	579	876	945	1,011
90+	151	203	277	423	655	795
TOT.65	6,691	7,961	8,841	10,078	12,270	14,500

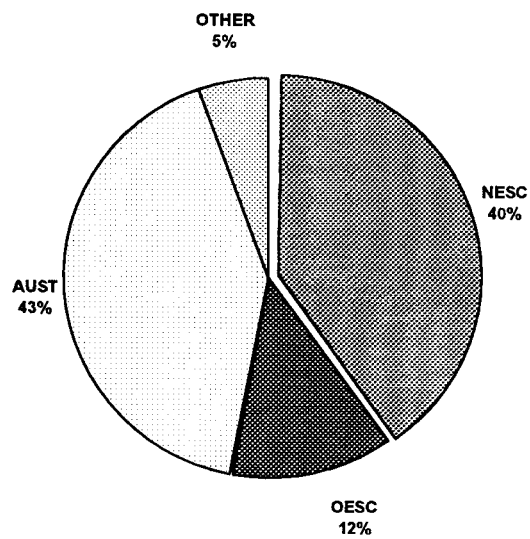
### HUME - 65+ POPULATION AS PERCENTAGE OF TOTAL PROJECTED POPULATION 1996-2021



Source: ADEC from "Victoria in Future" data. Department of Infrastructure, 1996

## Attachment 7.2

### HUME COB OF 65+ POPULATION 1996



COB	65+ POPULATION
NESC	2,605
OESC	806
AUST	2,709
OTHER	334
TOTAL	6,454

Source: ADEC from ABS 1996 Census data  
(Note: NESC includes persons "born elsewhere overseas".  
OTHER includes "not stated" and "overseas visitors")

## Attachment 7.3

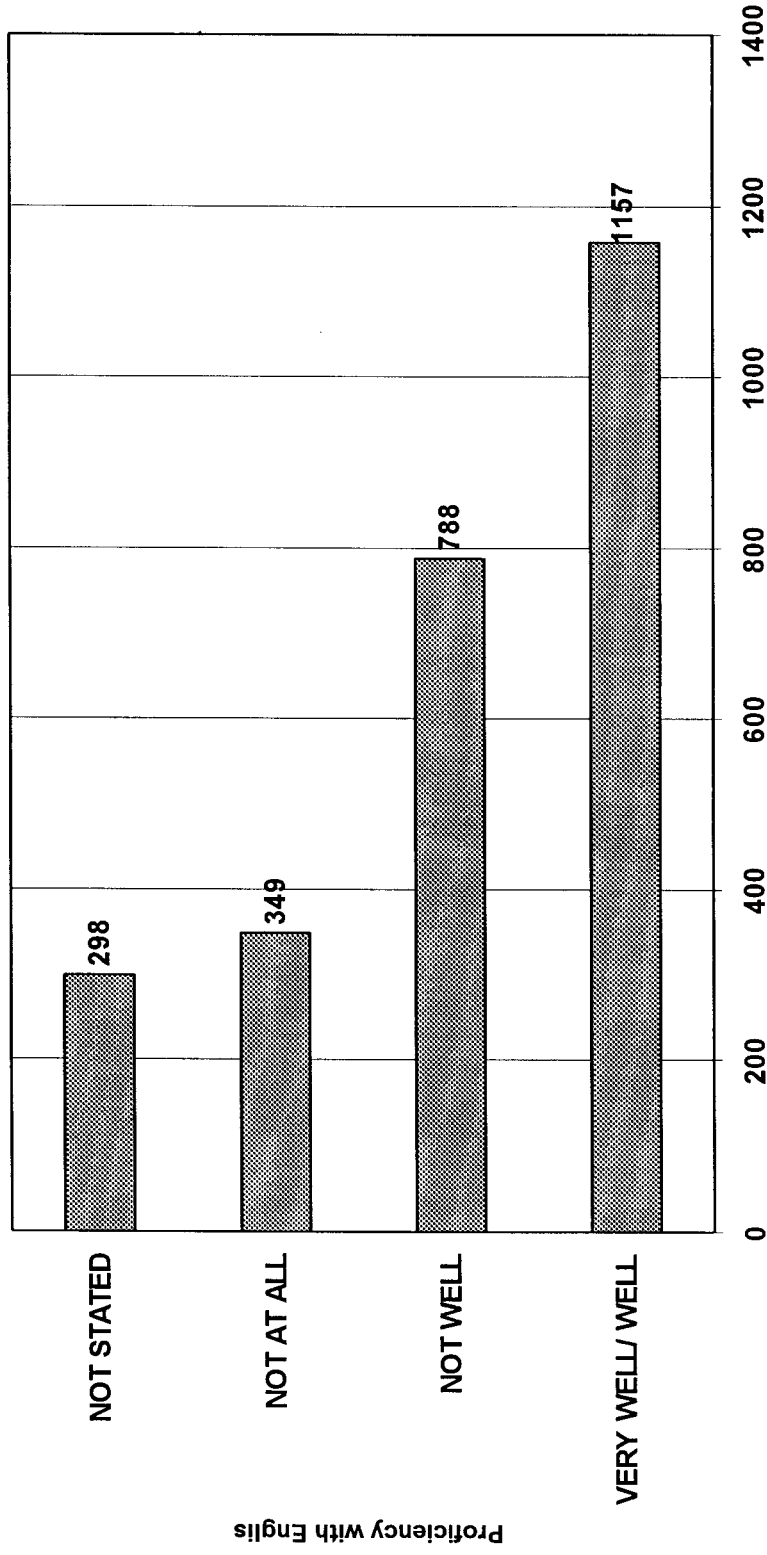
### HUME- LANGUAGE SPOKEN AT HOME X AGE 1996

LANGUAGE	65-69YRS	70-74YRS	75+YRS	TOTAL
English	1,524	1,105	1,210	3,839
Italian	302	205	178	685
Greek	123	55	50	228
Maltese	66	43	45	154
Arabic (including Lebanese)	71	44	23	138
German	54	45	31	130
Turkish	62	35	27	124
Ukranian	18	41	23	82
Polish	17	33	25	75
Croatian	35	10	15	60
Spanish	30	12	15	57
Assyrian (including Aramaic)	23	17	11	51
Vietnamese	18	17	15	50
Tagalog (Filipino)	17	15	14	46
Netherlandic	14	12	14	40
Hungarian	15	12	10	37
French	10	5	17	32
Cantonese	11	10	9	30
Russian	5	5	13	23
Finnish	13	3	3	19
Slovene	6	6	7	19
Serbian	9	5	4	18
Portuguese	7	5	3	15
Macedonian	7	3	5	15
Mandarin	8	3	4	15
Sinhalese	7	4	3	14
South Slavic nfd	8	0	3	11
Latvian	0	4	4	8
Lithuanian	0	4	3	7
Punjabi	3	4	0	7
Albanian	3	0	3	6
Hmong	3	0	3	6
Chinese nfd	3	3	0	6
Samoan	0	3	3	6
Czech	4	0	0	4
Armenian	0	4	0	4
Persian	3	0	0	3
Tamil	3	0	0	3
Hakka	3	0	0	3
Teochew	0	0	3	3
Korean	3	0	0	3
Afrikaans	0	0	3	3
Somali	3	0	0	3
Oceanian Pidgins and Creoles nfd	0	3	0	3

Source: ADEC from ABS 1996 Census

# Attachment 7.4

HUME - PROFICIENCY WITH ENGLISH 65+ POPULATION WHO SPEAK LOTE AT HOME 1996



Source: ADEC from ABS 1996 Census