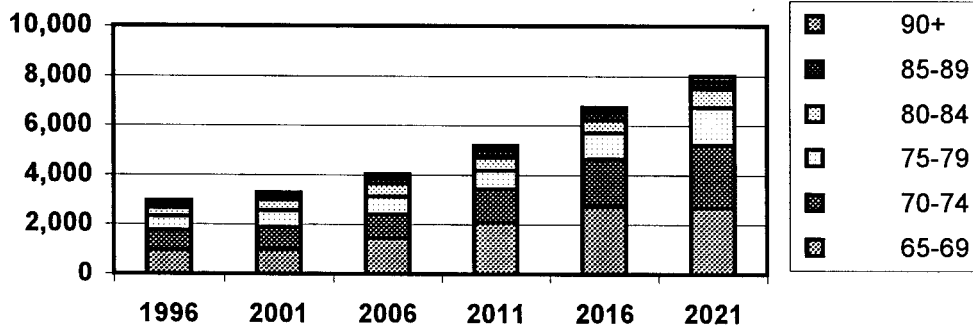


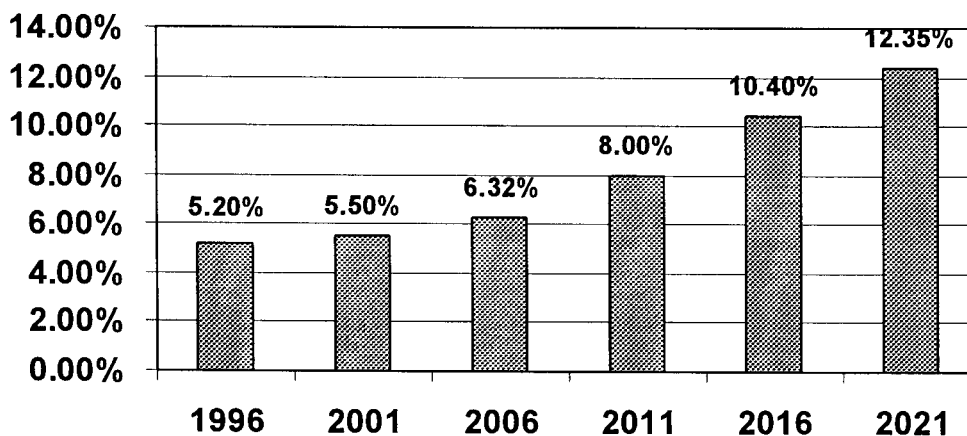
## Attachment 6.1

### NILLUMBIK - POPULATION PROJECTIONS FOR THE 65+ POPULATION 1996-2021



YEARS	1996	2001	2006	2011	2016	2021
65-69	955	977	1,448	2,090	2,738	2,680
70-74	801	906	939	1,346	1,903	2,517
75-79	576	661	738	741	1,056	1,522
80-84	328	436	517	521	514	745
85-89	184	185	257	334	329	331
90+	94	106	116	144	183	196
TOT 65+	2,938	3,271	4,015	5,176	6,723	7,991

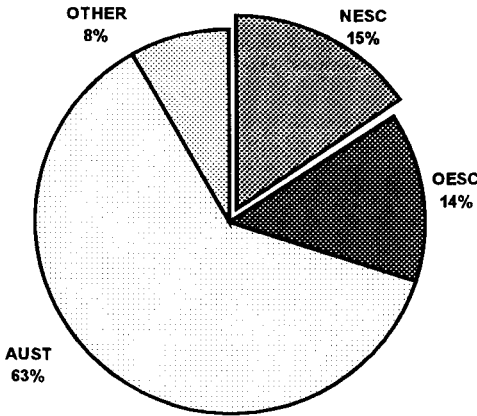
### NILLUMBIK - 65+ POPULATION AS PERCENTAGE OF TOTAL PROJECTED POPULATION 1996-2021



Source: ADEC from "Victoria in Future" data. Department of Infrastructure, 1996

# Attachment 6.2

## NILLUMBIK COB OF 65+POPULATION 1996



COB	65+ POPULATION
NESC	420
OESC	394
AUST	1,687
OTHER	219
TOTAL	2,720

Source: ADEC from ABS 1996 Census data  
(Note: NESC includes persons "born elsewhere overseas".  
OTHER includes "not stated" and "overseas visitors")

## Attachment 6.3

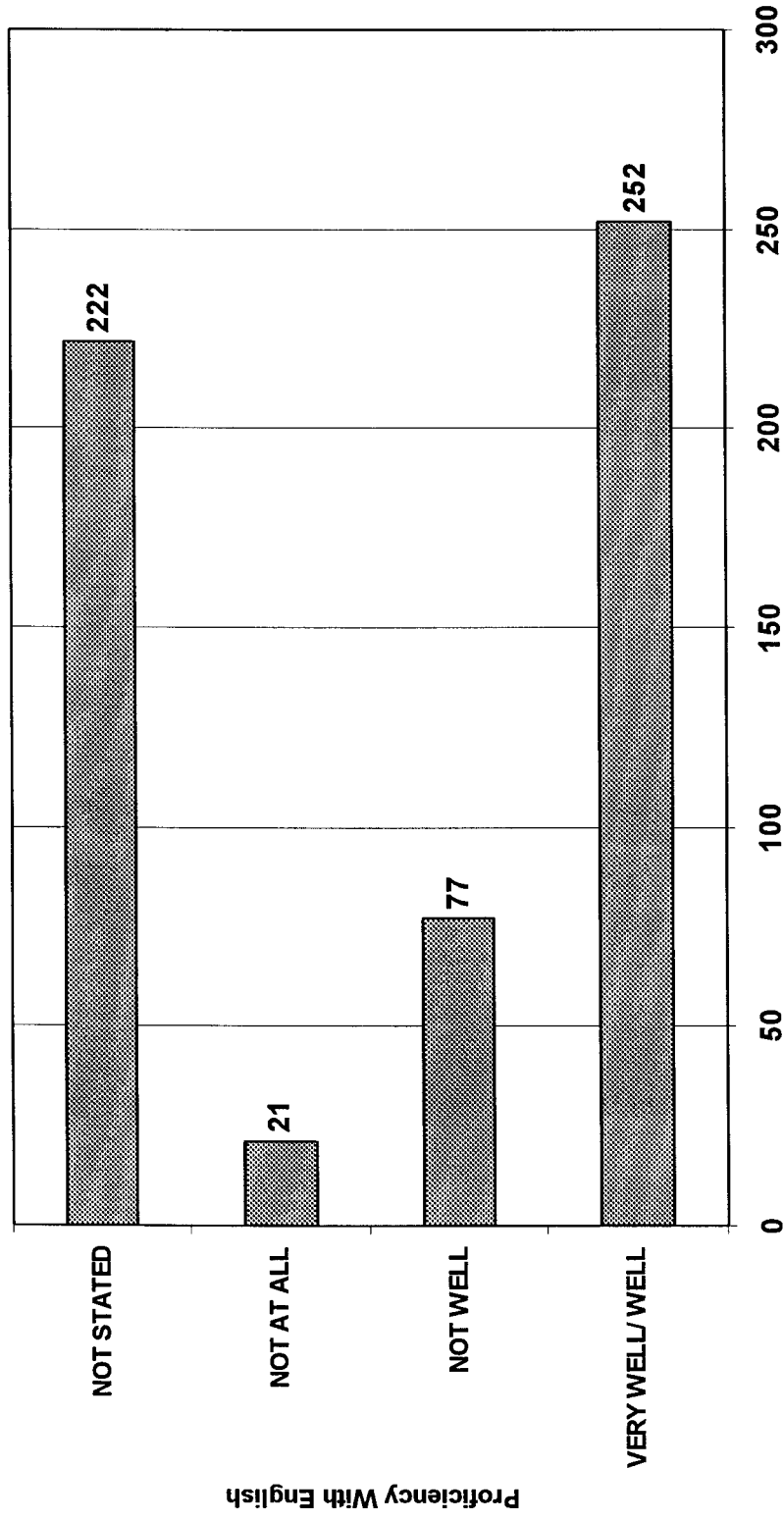
### NILLUMBIK: LANGUAGE SPOKEN AT HOME X AGE GROUP 1996

LANGUAGE	65-69YRS	70-74YRS	75+YRS	TOTAL
English	725	514	918	2,157
Italian	51	26	24	101
German	15	12	18	45
Netherlandic	15	12	12	39
Greek	11	4	3	18
Macedonian	5	4	4	13
Hungarian	6	0	6	12
Polish	3	6	3	12
Latvian	3	3	3	9
Ukranian	3	3	3	9
Croatian	6	0	3	9
French	4	0	4	8
Maltese	5	3	0	8
Cantonese	0	3	3	6
Spanish	0	0	3	3
Russian	0	0	3	3
Serbian	3	0	0	3
Slovene	0	0	3	3
Czech	0	3	0	3
Turkish	3	0	0	3
Chinese nfd	3	0	0	3
Mandarin	0	0	3	3

Source: ADEC from ABS 1996 Census

# Attachment 6.4

## NILLUMBIK - PROFICIENCY WITH ENGLISH 65+ POPULATION WHO SPEAK LOTE AT HOME 1996



Source: ADEC from ABS 1996 Census