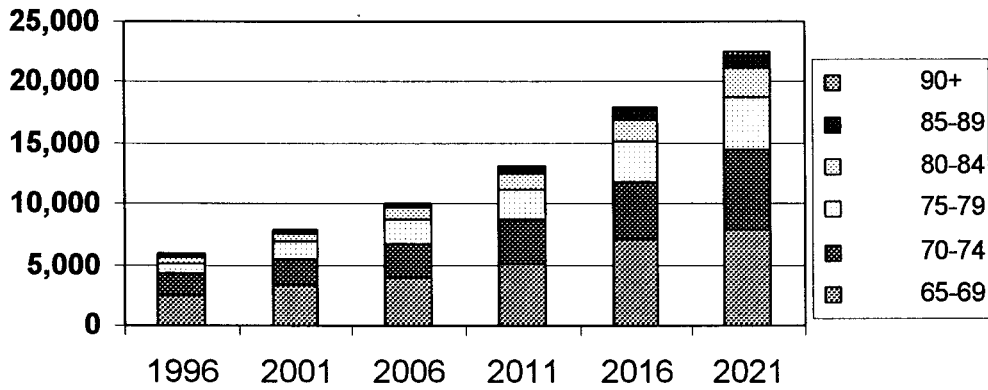


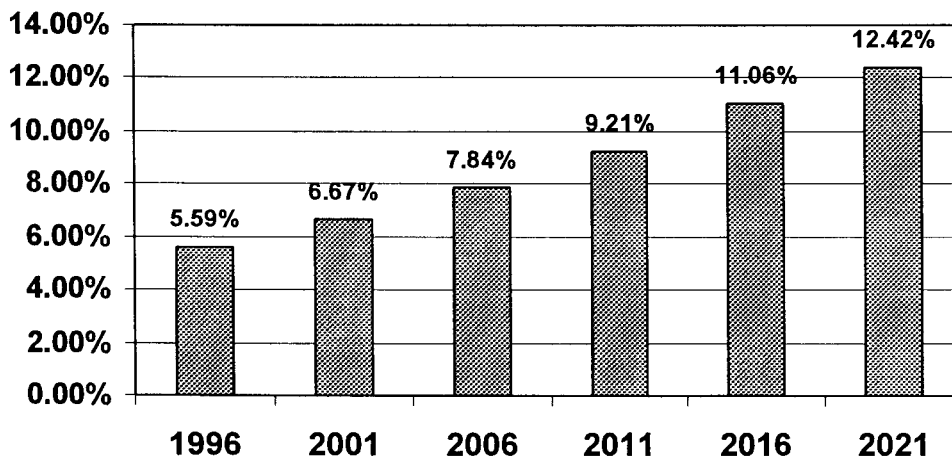
## Attachment 5.1

### WHITTLESEA - POPULATION PROJECTIONS FOR THE 65+ POPULATION 1996-2021



| YEARS    | 1996  | 2001  | 2006   | 2011   | 2016   | 2021   |
|----------|-------|-------|--------|--------|--------|--------|
| 65-69    | 2,518 | 3,254 | 3,958  | 5,094  | 7,094  | 7,879  |
| 70-74    | 1,698 | 2,200 | 2,857  | 3,624  | 4,761  | 6,631  |
| 75-79    | 879   | 1,410 | 1,833  | 2,489  | 3,221  | 4,240  |
| 80-84    | 551   | 627   | 996    | 1,351  | 1,883  | 2,453  |
| 85-89    | 231   | 288   | 332    | 545    | 759    | 1,076  |
| 90+      | 68    | 80    | 93     | 113    | 171    | 238    |
| TOT. 65+ | 5,945 | 7,859 | 10,069 | 13,216 | 17,889 | 22,517 |

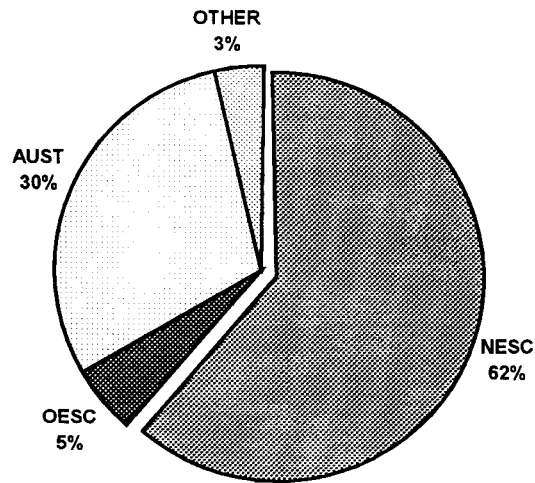
### WHITTLESEA - 65+ POPULATION AS A PERCENTAGE OF TOTAL PROJECTED POPULATION 1996-2021



Source: ADEC from "Victoria in Future" data. Department of Infrastructure, 1996

## Attachment 5.2

### WHITTLESEA COB OF POPULATION 65+ 1996



| COB   | 65+ POPULATION |
|-------|----------------|
| NESC  | 3,917          |
| OESC  | 319            |
| AUST  | 1,820          |
| OTHER | 206            |
| TOTAL | 6,064          |

Source: ADEC from ABS 1996 Census data  
(Note: NESC includes persons "born elsewhere overseas".  
OTHER includes "not stated" and "overseas visitors")

## Attachment 5.3

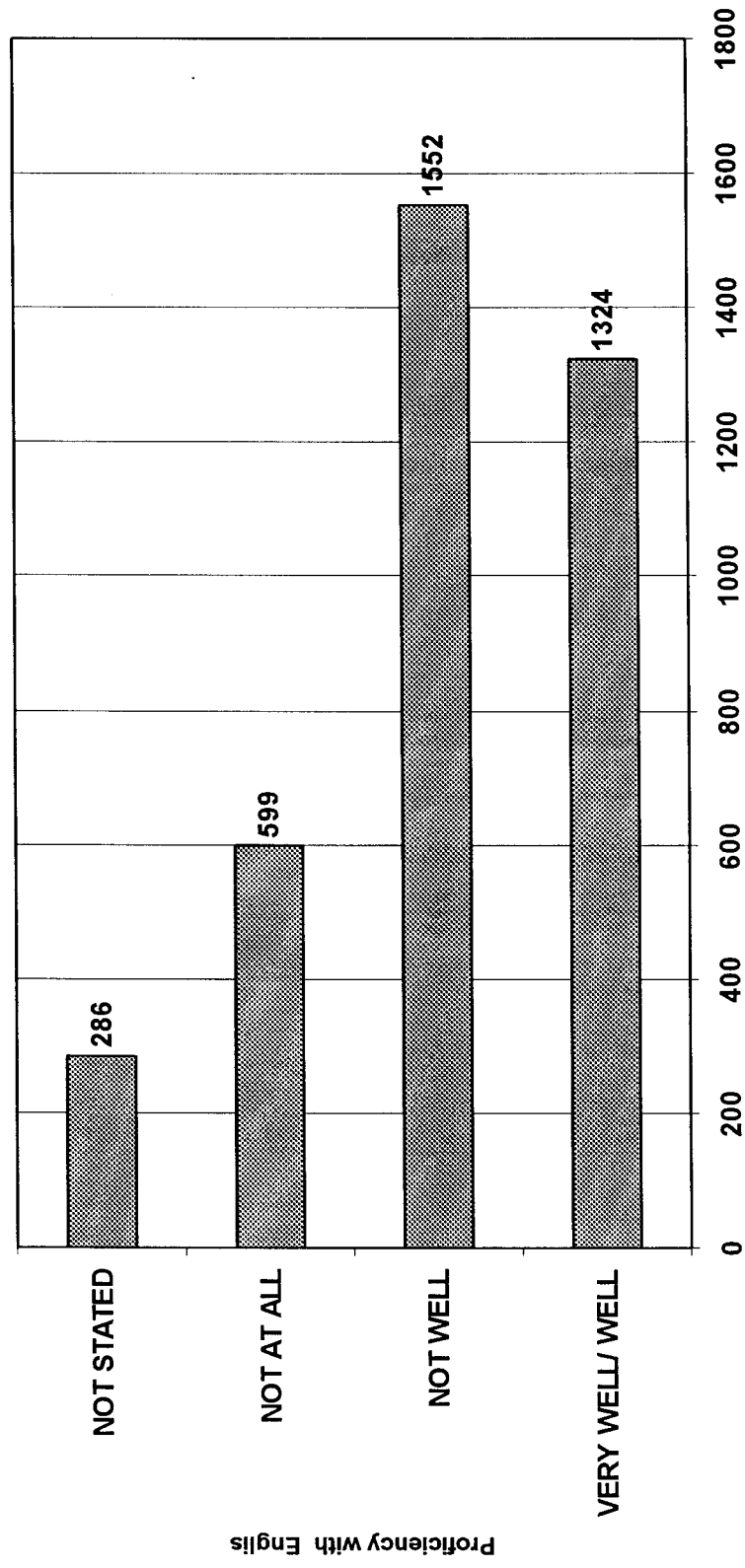
### WHITTLESEA: LANGUAGE SPOKEN AT HOME X AGE GROUP 1996

| LANGUAGE                            | 65-69YRS | 70-74YRS | 75+YRS | TOTAL |
|-------------------------------------|----------|----------|--------|-------|
| English                             | 881      | 647      | 771    | 2,299 |
| Italian                             | 674      | 398      | 364    | 1,436 |
| Macedonian                          | 300      | 217      | 164    | 681   |
| Greek                               | 257      | 130      | 132    | 519   |
| Maltese                             | 59       | 40       | 23     | 122   |
| German                              | 26       | 21       | 18     | 65    |
| Arabic (including Lebanese)         | 29       | 17       | 18     | 64    |
| Cantonese                           | 28       | 8        | 20     | 56    |
| Vietnamese                          | 20       | 14       | 19     | 53    |
| Turkish                             | 19       | 15       | 12     | 46    |
| Croatian                            | 21       | 10       | 9      | 40    |
| Polish                              | 11       | 17       | 11     | 39    |
| Tagalog (Filipino)                  | 10       | 17       | 12     | 39    |
| Netherlandic                        | 9        | 4        | 13     | 26    |
| Tamil                               | 9        | 10       | 7      | 26    |
| Spanish                             | 7        | 9        | 5      | 21    |
| Ukranian                            | 3        | 13       | 4      | 20    |
| Punjabi                             | 6        | 3        | 5      | 14    |
| French                              | 3        | 7        | 3      | 13    |
| Serbian                             | 10       | 0        | 3      | 13    |
| Albanian                            | 3        | 7        | 3      | 13    |
| Hakka                               | 6        | 4        | 3      | 13    |
| Mandarin                            | 7        | 3        | 3      | 13    |
| South Slavic nfd                    | 6        | 5        | 0      | 11    |
| Romanian                            | 3        | 3        | 3      | 9     |
| Hindi                               | 5        | 0        | 3      | 8     |
| Portuguese                          | 3        | 4        | 0      | 7     |
| Sinhalese                           | 3        | 0        | 4      | 7     |
| Lithuanian                          | 3        | 0        | 3      | 6     |
| Slovene                             | 3        | 3        | 0      | 6     |
| Southern Asian Languages nfd        | 3        | 3        | 0      | 6     |
| Chinese nfd                         | 6        | 0        | 0      | 6     |
| Russian                             | 0        | 0        | 4      | 4     |
| Czech                               | 4        | 0        | 0      | 4     |
| Khmer                               | 0        | 0        | 4      | 4     |
| Hungarian                           | 3        | 0        | 0      | 3     |
| Slovak                              | 3        | 0        | 0      | 3     |
| Armenian                            | 0        | 0        | 3      | 3     |
| Persian                             | 3        | 0        | 0      | 3     |
| Assyrian (including Aramaic)        | 0        | 3        | 0      | 3     |
| Urdu                                | 3        | 0        | 0      | 3     |
| Lao                                 | 3        | 0        | 0      | 3     |
| Thai                                | 0        | 0        | 3      | 3     |
| Indonesian                          | 0        | 3        | 0      | 3     |
| Malay                               | 0        | 0        | 3      | 3     |
| Hokkien                             | 0        | 0        | 3      | 3     |
| Japanese                            | 0        | 3        | 0      | 3     |
| Australian Indigenous Languages nfd | 3        | 0        | 0      | 3     |
| Samoa                               | 0        | 3        | 0      | 3     |

Source: ADEC from ABS 1996 Census

## Attachment 5.4

WHITTLESEA PROFICIENCY WITH ENGLISH PERSONS 65+ WHO SPEAK  
LOTE AT HOME 1996



Source: ADEC from ABS 1996 Census