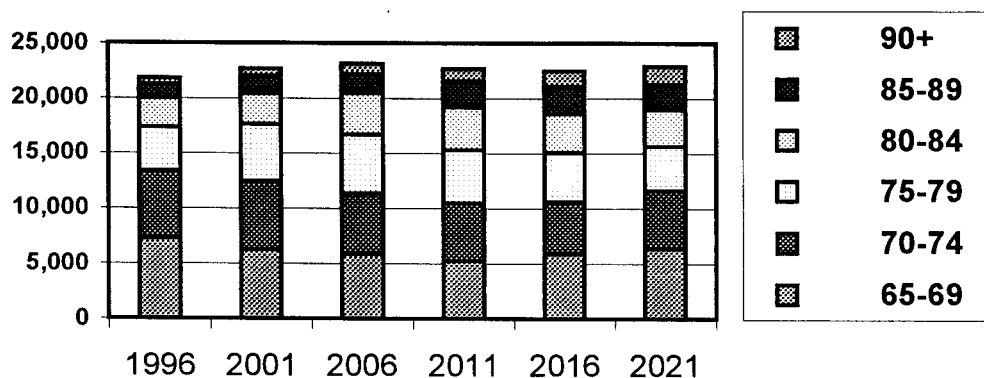


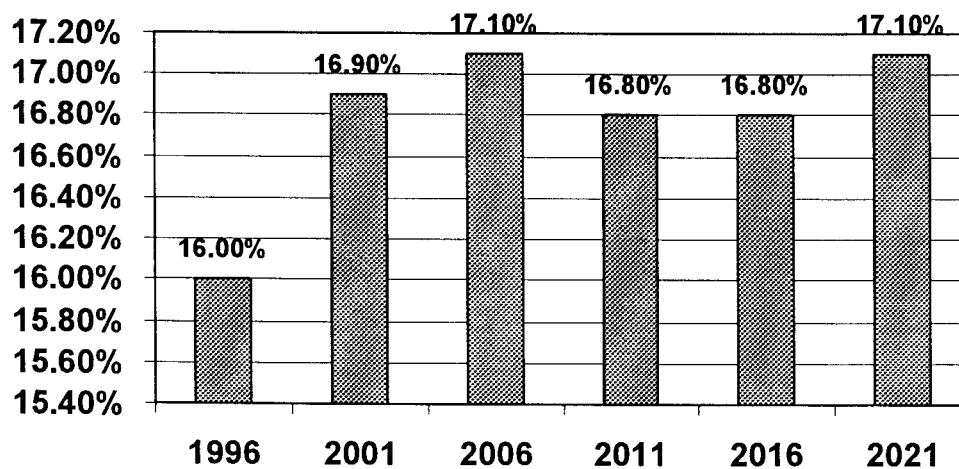
## Attachment 4.1

### MORELAND - POPULATION PROJECTIONS FOR THE 65+ POPULATION 1996 -2021



YEARS	1996	2001	2006	2011	2016	2021
65-69	7,220	6,248	5,851	5,283	5,918	6,401
70-74	6,133	6,166	5,498	5,181	4,641	5,200
75-79	3,937	5,156	5,341	4,806	4,498	4,041
80-84	2,723	2,809	3,754	3,936	3,557	3,352
85-89	1,237	1,682	1,812	2,362	2,493	2,294
90+	526	661	887	1,113	1,450	1,644
TOT. 65+	21,776	22,722	23,143	22,681	22,557	22,932

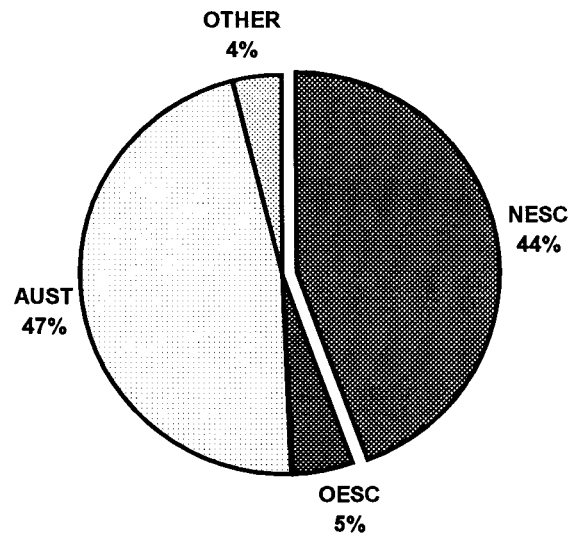
### MORELAND - 65+ POPULATION AS PERCENTAGE OF TOTAL PROJECTED POPULATION 1996 - 2021



Source: ADEC from "Victoria in Future" data. Department of Infrastructure, 1996

## Attachment 4.2

### MORELAND COB OF 65+ POPULATION 1996



COB	65+ POPULATION
NESC	8,953
OESC	966
AUST	9,463
OTHER	810
TOTAL	20,192

Source: ADEC from ABS 1996 Census data  
(Note: NESC includes persons "born elsewhere overseas".  
OTHER includes "not stated" and "overseas visitors")

## Attachment 4.3

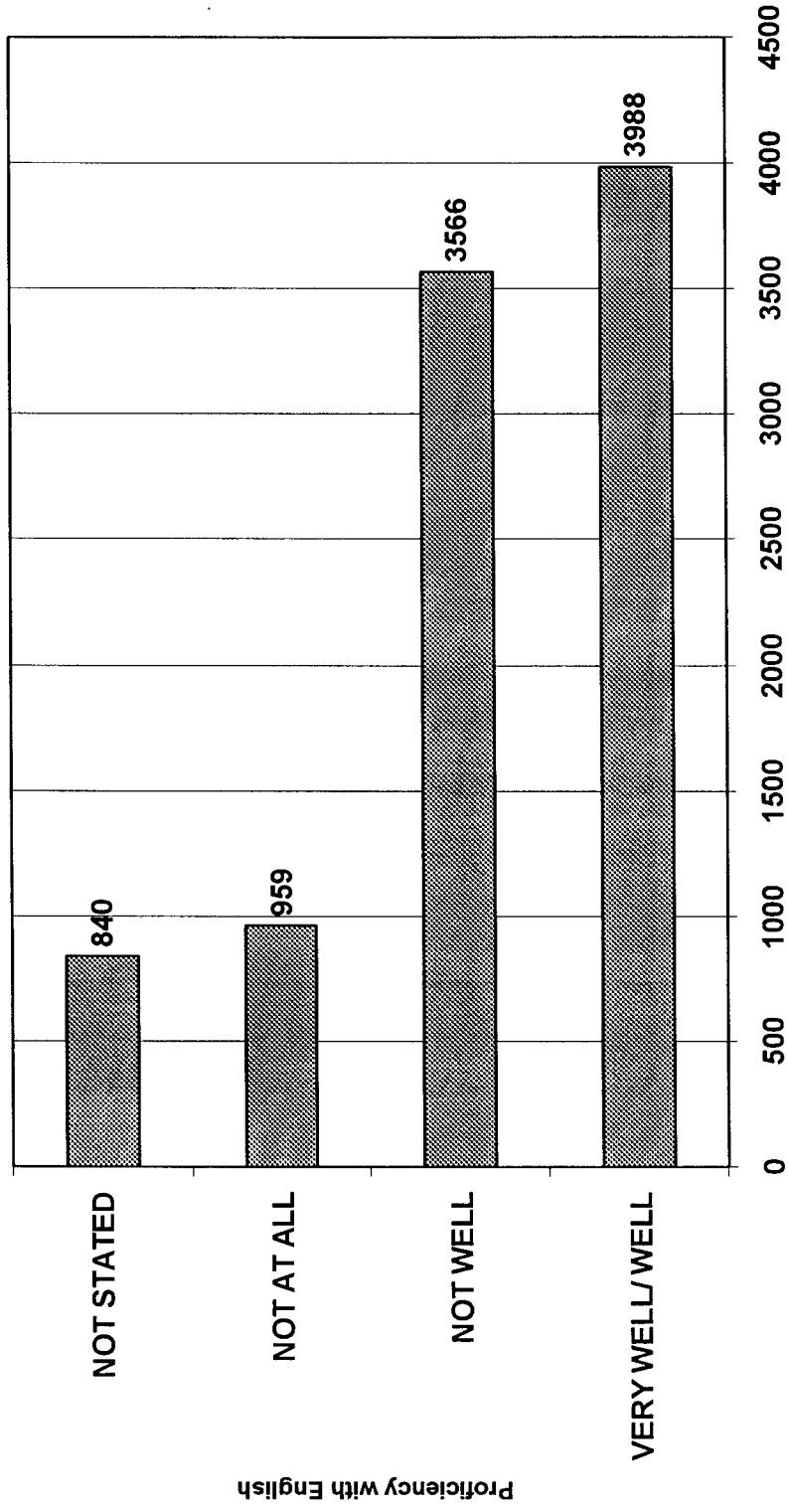
### MORELAND: LANGUAGE SPOKEN AT HOME X AGE GROUP 1996

LANGUAGE	65-69YRS	70-74YRS	75+YRS	TOTAL
English	3,083	3,073	4,655	10,811
Italian	1,976	1,391	1,512	4,879
Greek	574	280	277	1,131
Maltese	158	127	142	427
Polish	74	173	114	361
Arabic (including Lebanese)	110	68	64	242
German	66	82	69	217
Ukranian	27	109	71	207
Croatian	45	28	22	95
Latvian	12	20	41	73
Turkish	41	15	16	72
Russian	10	23	32	65
Cantonese	20	18	24	62
French	20	15	24	59
Spanish	28	19	12	59
Hungarian	16	16	9	41
Macedonian	18	12	6	36
Vietnamese	16	8	12	36
Netherlandic	8	6	19	33
South Slavic nfd	15	9	9	33
Slovene	18	11	4	33
Tagalog (Filipino)	8	14	11	33
Mandarin	21	4	8	33
Lithuanian	7	9	16	32
Serbian	9	7	10	26
Assyrian (including Aramaic)	12	3	8	23
Chinese nfd	4	7	3	14
Finnish	5	3	4	12
Albanian	5	0	6	11
Japanese	3	3	4	10
Hokkien	3	3	3	9
Portuguese	3	3	0	6
Persian	3	0	3	6
Sinhalese	3	3	0	6
Samoan	3	3	0	6
Czech	5	0	0	5
Slovak	0	0	3	3
Armenian	3	0	0	3
Southern Asian Languages nfd	3	0	0	3
Lao	0	0	3	3
Indonesian	0	0	3	3
Malay	0	0	3	3
Somali	3	0	0	3

Source: ADEC from ABS 1996 Census

## Attachment 4.4

### MORELAND - PROFICIENCY WITH ENGLISH FOR 65+ POPULATION WHO SPEAK LOTE AT HOME 1996



Source: ADEC from ABS 1996 Census