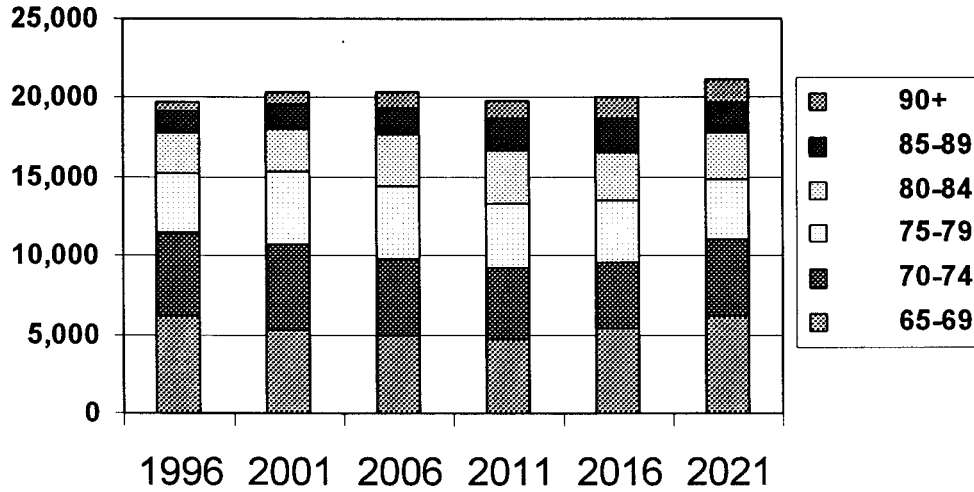


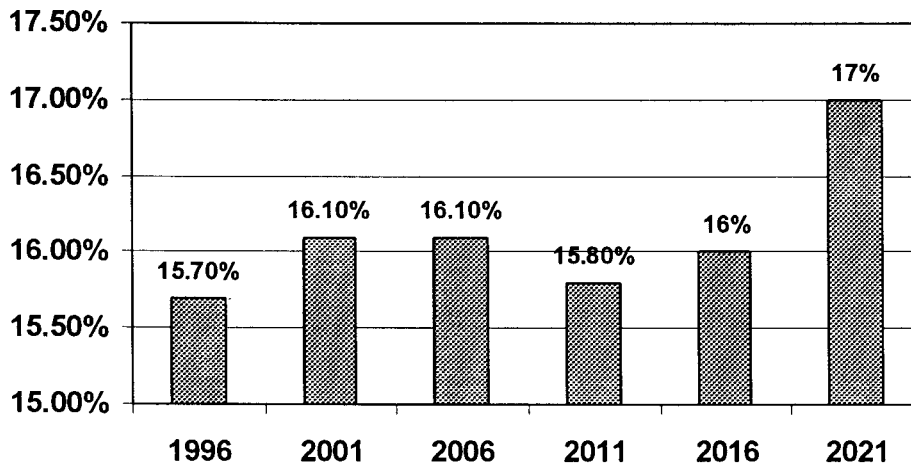
Attachment 3.1

**DAREBIN - POPULATION PROJECTIONS FOR THE 65+
POPULATION 1996-2021**



YEARS	1996	2001	2006	2011	2016	2021
65-69	6,161	5,328	5,009	4,691	5,355	6,241
0-74	5,333	5,425	4,753	4,513	4,246	4,838
75-79	3,700	4,510	4,642	4,103	3,947	3,745
80-84	2,572	2,735	3,300	3,395	3,033	2,957
85-89	1,357	1,573	1,695	2,041	2,128	1,927
90+	625	807	977	1,098	1,315	1,440
TOTAL 65+	19,748	20,378	20,376	19,841	20,024	21,148

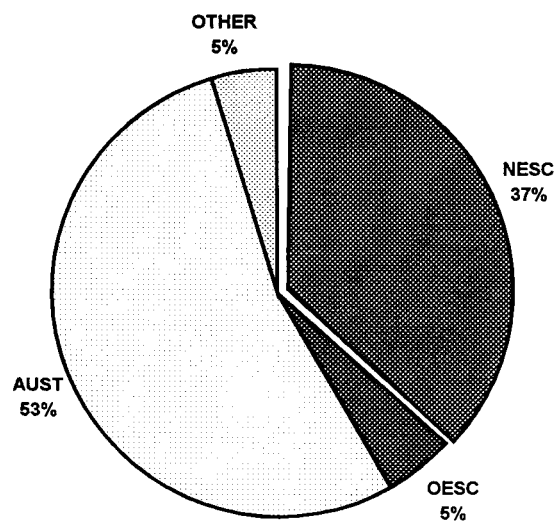
**DAREBIN - 65+ POPULATION AS PERCENTAGE OF
TOTAL PROJECTED POPULATION 1996 - 2021**



Source: ADEC from "Victoria in Future" data. Department of Infrastructure, 1996

Attachment 3.2

DAREBIN COB OF 65+ POPULATION 1996



COB	65+ POPULATION
NESC	6,832
OESC	889
AUST	9,912
OTHER	875
TOTAL	18,508

Source: ADEC from ABS 1996 Census data
(Note: NESC includes persons "born elsewhere overseas".
OTHER includes "not stated" and "overseas visitors")

Attachment 3.3

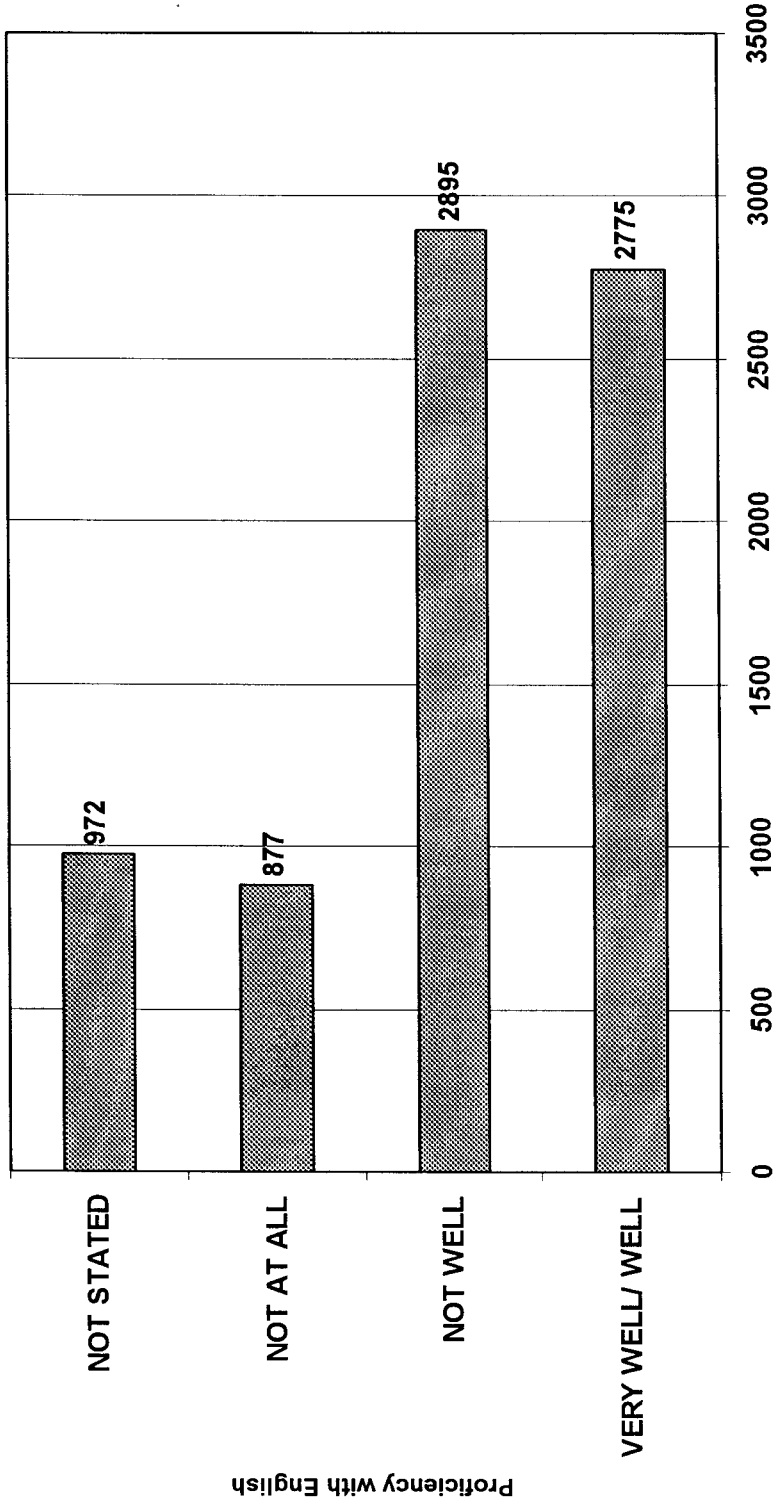
DAREBIN LGA-LANGUAGE SPOKEN AT HOME X AGE GROUP 1996

LANGUAGE	65-69YRS	70-74YRS	75+YRS	TOTAL
English	2,757	2,962	5,230	10,949
Italian	1,488	1,006	1,028	3,522
Greek	567	309	289	1,165
Macedonian	177	124	138	439
Arabic (including Lebanese)	69	51	37	157
Maltese	73	36	39	148
Cantonese	35	32	41	108
German	36	26	37	99
Polish	18	29	33	80
Vietnamese	33	20	17	70
Mandarin	41	15	10	66
Croatian	38	11	7	56
Ukranian	5	19	27	51
Spanish	26	17	7	50
Latvian	11	11	27	49
French	10	11	12	33
Serbian	13	10	8	31
Chinese nfd	10	13	5	28
Hungarian	4	13	9	26
South Slavic nfd	16	6	3	25
Russian	6	7	11	24
Albanian	13	4	4	21
Lithuanian	0	3	17	20
Tagalog (Filipino)	8	4	4	16
Netherlandic	4	3	8	15
Slovene	7	3	3	13
Czech	7	3	3	13
Hindi	5	3	3	11
Sinhalese	4	4	3	11
Turkish	4	3	3	10
Tamil	5	0	3	8
Portuguese	3	0	4	7
Finnish	0	3	3	6
Hakka	3	0	3	6
Danish	3	0	0	3
Bosnian	3	0	0	3
Armenian	0	3	0	3
Kurdish	0	0	3	3
Pashto	0	3	0	3
Persian	3	0	0	3
Assyrian (including Aramaic)	0	3	0	3
Hebrew	0	0	3	3
Southern Asian Languages nfd	3	0	0	3
Punjabi	0	3	0	3
Khmer	0	0	3	3
Thai	0	3	0	3
Malay	0	3	0	3
Teochew	0	3	0	3
Japanese	0	3	0	3
Korean	0	3	0	3
Maori (Cook Island)	3	0	0	3
Samoan	3	0	0	3
Tongan	0	3	0	3
Sign Languages nfd	3	0	0	3

Source: ADEC from ABS 1996 Census

Attachment 3.4

**DAREBIN - PROFICIENCY WITH ENGLISH 65 + POPULATION WHO SPEAK
LOTE AT HOME 1996**



Source: ADEC from ABS 1996 Census