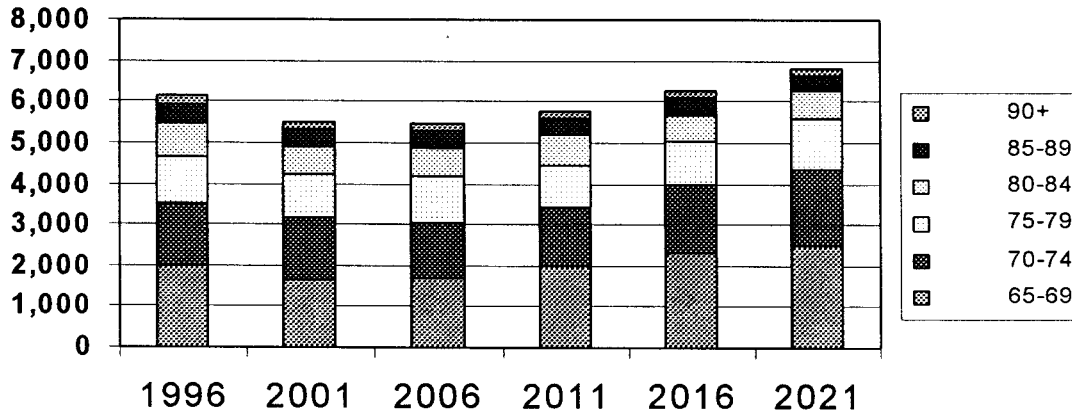


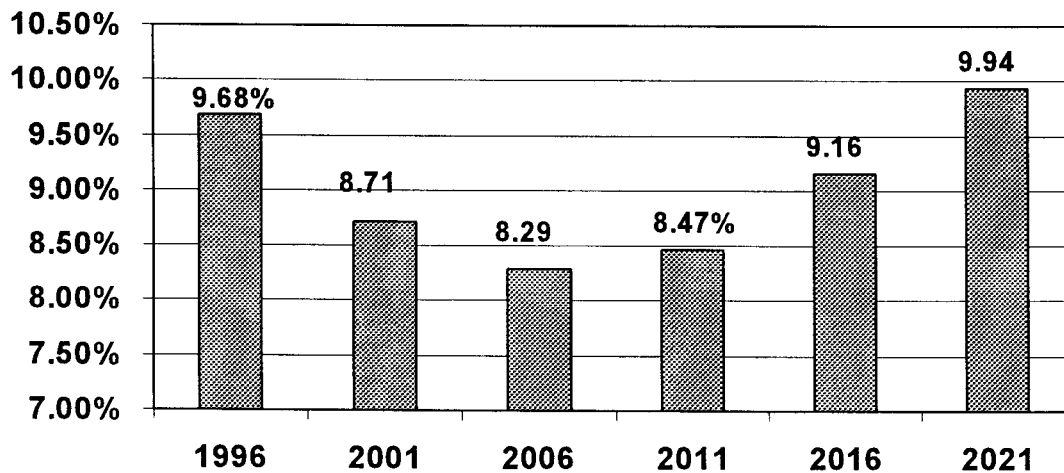
Attachment 2.1

YARRA - POPULATION PROJECTIONS FOR THE 65+ POPULATION 1996-2021



YEARS	1996	2001	2006	2011	2016	2021
65-69	2,007	1,646	1,700	2,010	2,338	2,490
70-74	1,514	1,522	1,353	1,420	1,624	1,886
75-79	1,143	1,053	1,131	1,029	1,056	1,203
80-84	788	709	692	744	669	689
85-89	458	404	395	386	400	372
90+	231	178	172	178	170	165
TOT 65+	6,141	5,512	5,443	5,767	6,257	6,805

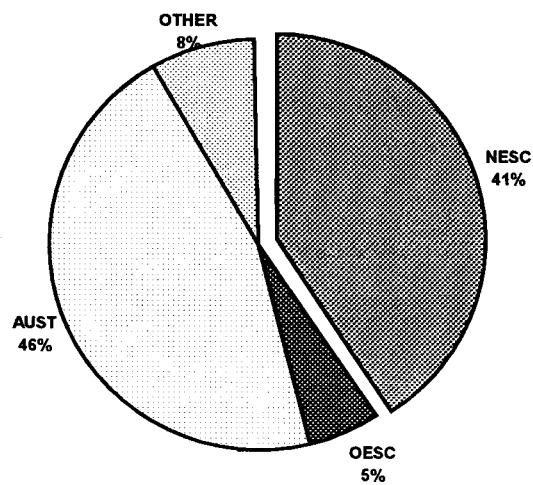
YARRA - 65+ POPULATION AS A PERCENTAGE OF TOTAL PROJECTED POPULATION 1996-2021



Source: ADEC from "Victoria in Future" data. Department of Infrastructure, 1996

Attachment 2.2

YARRA COB OF 65+POPULATION 1996



COB	POPULATION 65+
NESC	2,707
OESC	362
AUST	3,021
OTHER	555
TOTAL	6,645

Source: ADEC from ABS 1996 Census data
(Note: NESC includes persons "born elsewhere overseas".
OTHER includes "not stated" and "overseas visitors")

Attachment 2.3

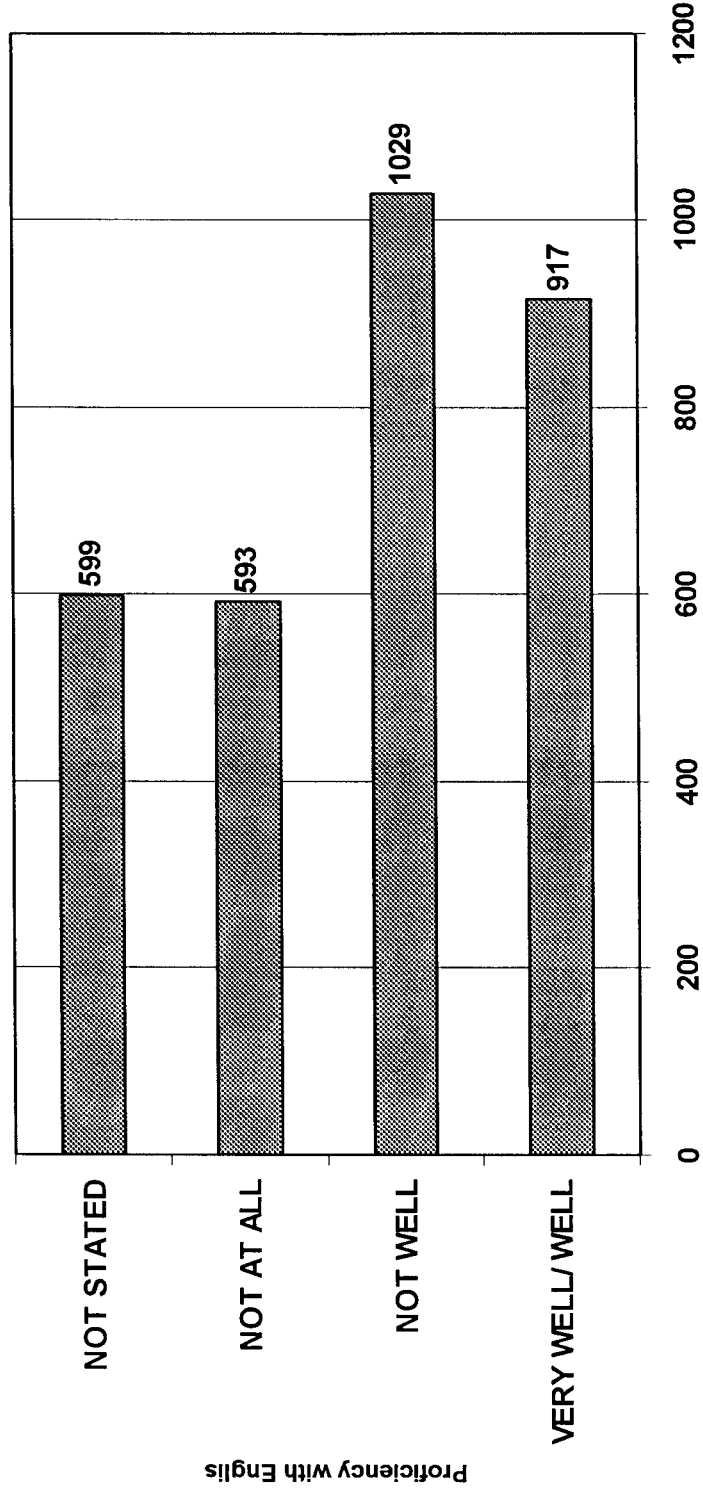
YARRA: LANGUAGES SPOKEN AT HOME X AGE GROUP 1996

LANGUAGE	65-69YRS	70-74YRS	75+YRS	TOTAL
English	934	821	1,726	3,481
Italian	255	256	262	773
Greek	316	147	151	614
Vietnamese	101	69	67	237
Cantonese	65	65	62	192
Hakka	38	32	34	104
German	16	10	28	54
Polish	13	19	22	54
Macedonian	19	16	13	48
Chinese nfd	11	14	18	43
Croatian	24	8	6	38
Spanish	20	8	9	37
Arabic (including Lebanese)	15	8	14	37
Maltese	15	6	14	35
Mandarin	11	8	13	32
Hungarian	10	10	10	30
Serbian	11	5	11	27
South Slavic nfd	10	5	5	20
Teochew	0	3	10	13
Indonesian	0	3	8	11
Slovene	4	3	3	10
Turkish	7	3	0	10
Netherlandic	6	0	3	9
Latvian	3	0	6	9
Albanian	3	0	3	6
Punjabi	3	0	3	6
Hmong	3	3	0	6
Thai	3	3	0	6
Hokkien	3	3	0	6
French	0	0	4	4
Portuguese	0	3	0	3
Lithuanian	0	0	3	3
Armenian	0	0	3	3
Romanian	3	0	0	3
Tamil	0	3	0	3
Hindi	3	0	0	3
Urdu	0	0	3	3
Tagalog (Filipino)	0	3	0	3
Japanese	3	0	0	3
Korean	0	0	3	3

Source: ADEC from ABS 1996 Census

Attachment 2.4

YARRA - PROFICIENCY WITH ENGLISH 65+ POPULATION WHO SPEAK LOTE AT HOME 1996



Source: ADEC from ABS 1996 Census