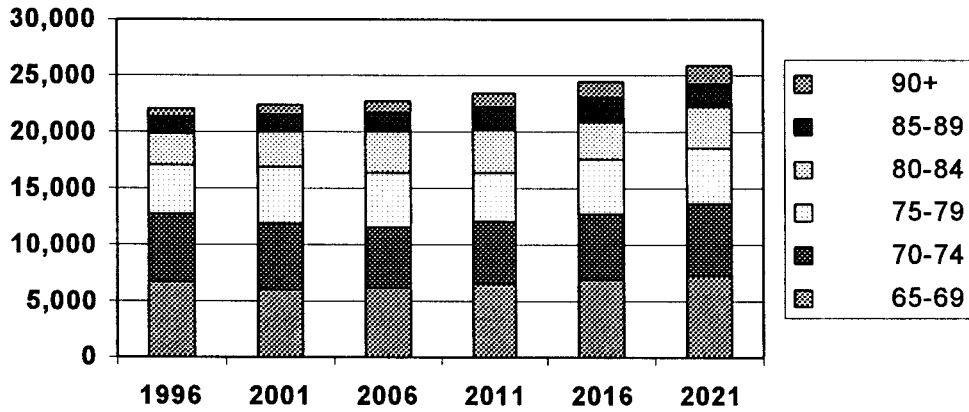


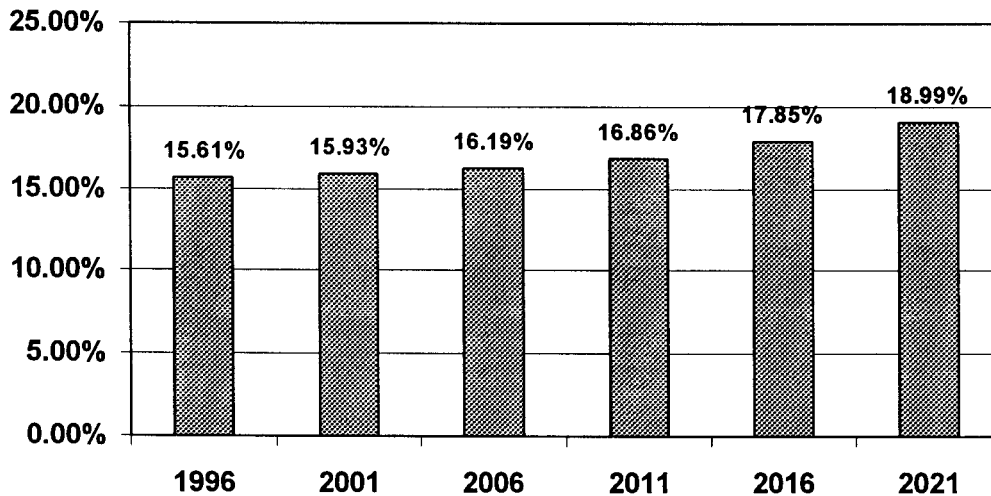
Attachment 7.1

WHITEHORSE - POPULATION PROJECTIONS FOR THE 65+ POPULATION 1996-2021



YEARS	1996	2001	2006	2011	2016	2021
65-69	6,789	6,020	6,153	6,469	6,959	7,226
70-74	6,031	5,931	5,320	5,516	5,869	6,323
75-79	4,286	5,009	4,954	4,451	4,682	5,028
80-84	2,783	3,059	3,564	3,656	3,346	3,579
85-89	1,439	1,611	1,792	2,204	2,304	2,158
90+	681	790	899	1,114	1,399	1,563
TOT 65+	22,009	22,420	22,682	23,410	24,559	25,877

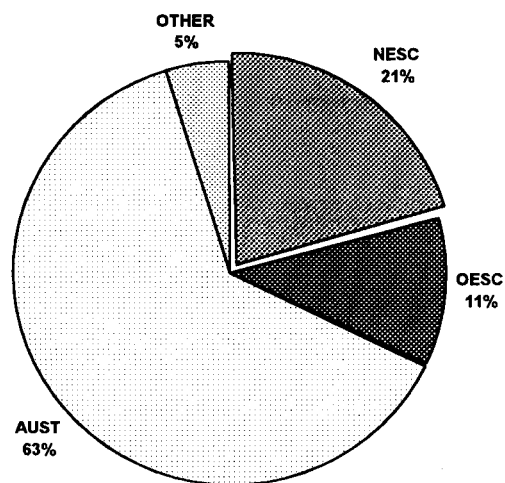
WHITEHORSE - 65+ POPULATION AS PERCENTAGE OF TOTAL PROJECTED POPULATION 1996-2021



Source: ADEC from *Victoria in Future* data. Department of Infrastructure, 1996

Attachment 7.2

WHITEHORSE COB OF POPULATION 65+ 1996



COB	65+ POPULATION
NESC	4,289
OESC	2,374
AUST	13,275
OTHER	948
TOTAL	20,886

Source: ADEC from ABS 1996 Census
(Note: NESC includes persons "born elsewhere overseas".
OTHER includes "overseas visitors" and "not stated")

Attachment 7.3

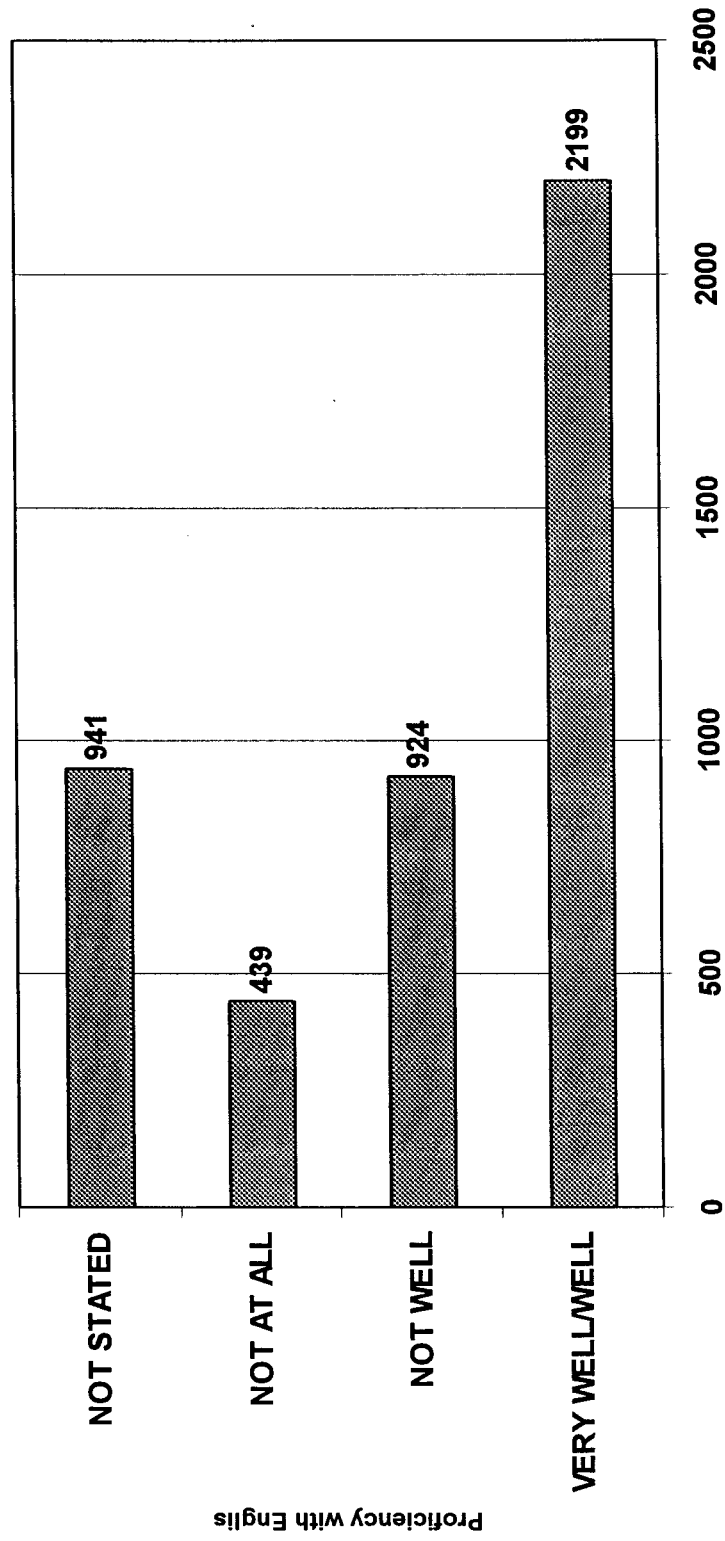
WHITEHORSE LANGUAGE SPOKEN AT HOME X AGE GROUP 1996

Language	65-69yrs	70-74yrs	75+ yrs	Total
English	4,588	4,337	7,392	16,317
Italian	334	225	213	772
Greek	267	121	125	513
German	141	122	110	373
Cantonese	94	78	100	272
Netherlandic	54	41	76	171
Hungarian	63	42	62	167
Polish	36	52	46	134
Mandarin	49	30	39	118
Vietnamese	33	19	20	72
Latvian	14	22	29	65
French	18	17	20	55
Croatian	23	15	10	48
Chinese nfd	9	12	22	43
Russian	11	18	13	42
Spanish	21	11	8	40
Macedonian	15	11	14	40
Maltese	18	13	8	39
Arabic (including Lebanese)	17	6	12	35
Tamil	15	5	9	29
Lithuanian	7	12	9	28
Ukranian	4	12	12	28
Serbian	14	6	8	28
Czech	10	7	8	25
Armenian	7	11	5	23
Hokkien	7	5	9	21
Tagalog (Filipino)	10	3	5	18
Persian	7	5	5	17
Hindi	5	3	8	16
Khmer	3	7	5	15
South Slavic nfd	3	4	6	13
Turkish	5	3	5	13
Indonesian	6	3	4	13
Slovene	5	4	3	12
Sinhalese	6	5	0	11
Hakka	4	4	3	11
Korean	3	3	5	11
Punjabi	4	3	3	10
Auslan	0	4	6	10
Danish	3	3	3	9
Teochew	0	3	6	9
Malay	0	3	5	8
Sign Languages nfd	3	0	5	8
Portuguese	3	3	0	6
Bosnian	3	0	3	6
Slovak	3	0	3	6
Albanian	3	3	0	6
Romanian	3	0	3	6
Japanese	3	3	0	6
Lao	0	0	4	4
Swedish	0	3	0	3
Finnish	0	3	0	3
Bengali	0	0	3	3
Thai	0	3	0	3
Fijian	0	3	0	3

Source: ADEC from ABS 1996 Census

Attachment 7.4

WHITEHORSE - PROFICIENCY WITH ENGLISH 65+ POPULATION WHO SPEAK LOTE AT HOME 1996



Source: ADEC from ABS 1996 Census