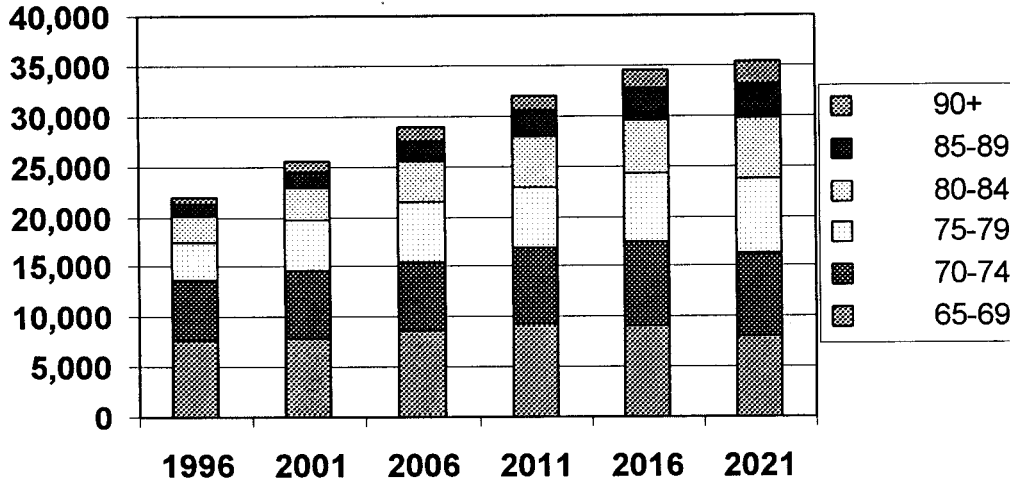


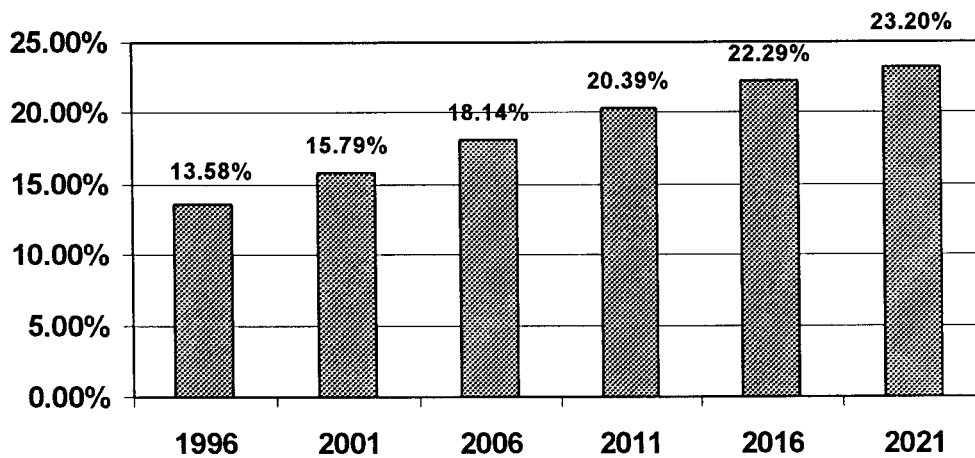
## Attachment 6.1

### MONASH - POPULATION PROJECTIONS FOR THE 65+ POPULATION 1996-2021



YEARS	1996	2001	2006	2011	2016	2021
65-69	7,703	7,746	8,607	9,227	9,129	7,945
70-74	5,953	6,880	6,900	7,750	8,396	8,354
75-79	3,783	5,137	5,907	6,020	6,854	7,517
80-84	2,583	3,101	4,182	4,866	5,069	5,896
85-89	1,284	1,676	2,027	2,770	3,281	3,522
90+	616	929	1,264	1,407	1,821	2,231
TOT 65+	21,922	25,469	28,887	32,040	34,550	35,465

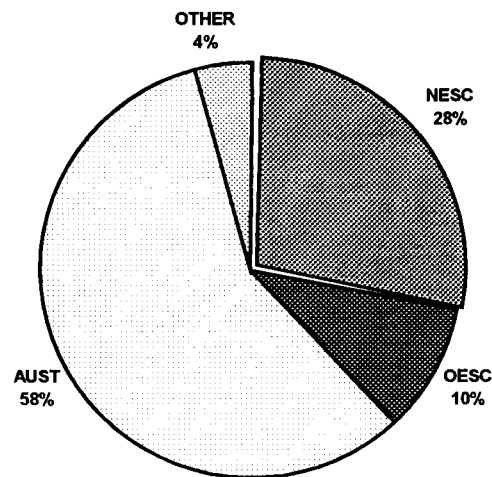
### MONASH - 65+ POPULATION AS PERCENTAGE OF TOTAL PROJECTED POPULATION 1996-2021



Source: ADEC from *Victoria in Future* data. Department of Infrastructure, 1996

## Attachment 6.2

### MONASH COB OF POPULATION 65+ 1996



COB	65+POPULATION
NESC	5,568
OESC	1,896
AUST	11,297
OTHER	826
TOTAL	19,587

Source: ADEC from ABS 1996 Census  
(Note: NESC includes persons "born elsewhere overseas".  
OTHER includes "overseas visitors" and "not stated")

## Attachment 6.3

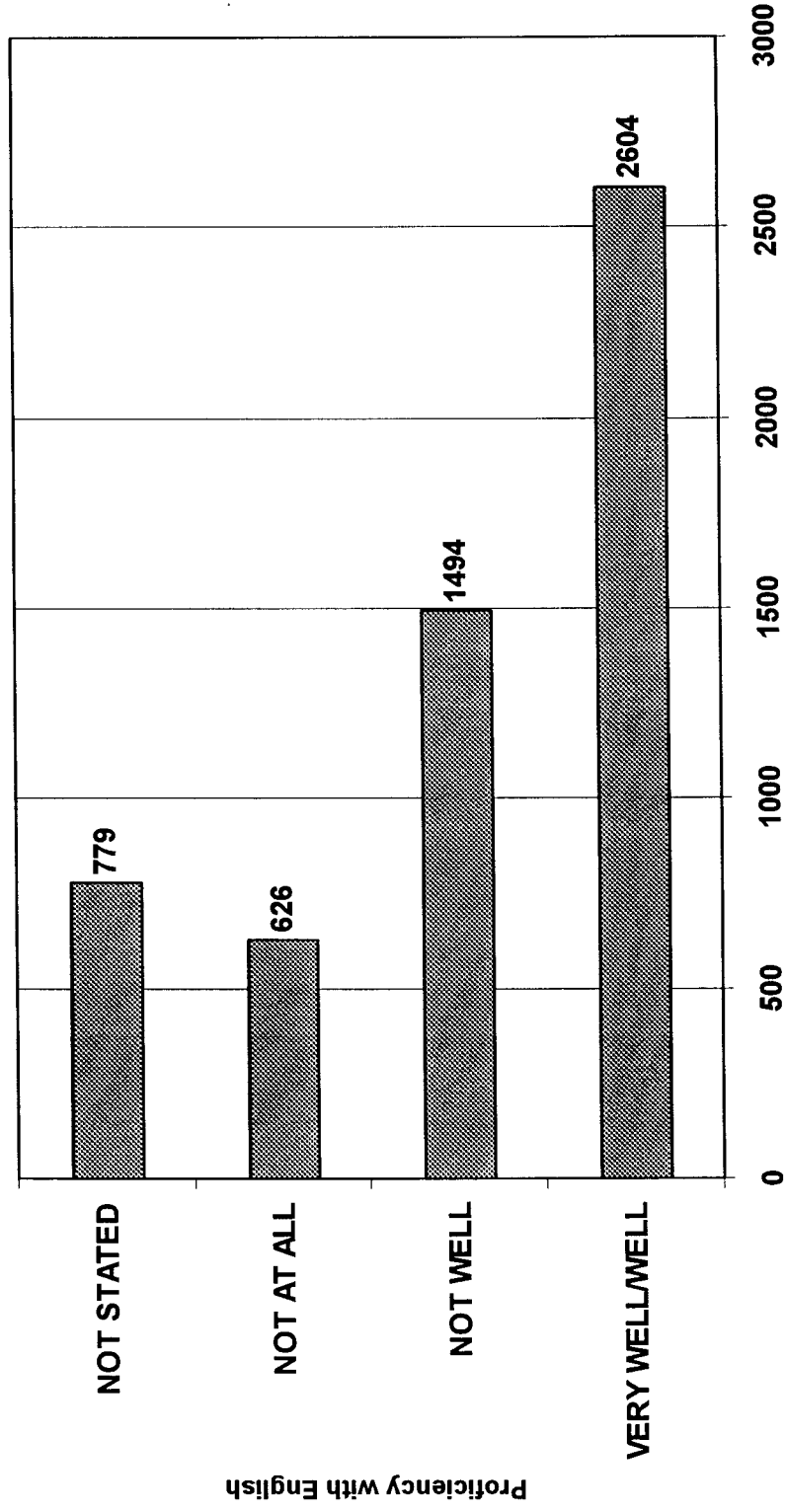
### MONASH: LANGUAGE SPOKEN AT HOME X AGE GROUP 1996

Language	65-69yrs	70-74yrs	75+ yrs	Total
English	4,608	3,868	5,510	13,986
Italian	492	307	361	1,160
Greek	513	232	200	945
German	146	111	132	389
Cantonese	89	65	117	271
Polish	51	48	72	171
Hungarian	66	48	56	170
French	37	34	41	112
Mandarin	50	35	21	106
Armenian	31	30	36	97
Netherlandic	37	23	33	93
Tamil	24	22	25	71
Arabic (including Lebanese)	29	15	25	69
Latvian	15	30	22	67
Russian	17	12	38	67
Croatian	26	20	19	65
Vietnamese	21	14	16	51
Spanish	18	15	16	49
Chinese nfd	17	14	13	44
Macedonian	17	13	13	43
Sinhalese	13	12	17	42
Lithuanian	7	16	17	40
Ukranian	4	21	11	36
Czech	11	10	13	34
Serbian	16	8	8	32
Slovene	22	6	4	32
Maltese	17	10	4	31
Hokkien	10	6	11	27
Tagalog (Filipino)	10	6	7	23
Yiddish	0	4	16	20
Indonesian	7	9	3	19
Korean	7	8	3	18
South Slavic nfd	7	3	4	14
Romanian	3	8	3	14
Hindi	8	3	3	14
Turkish	6	3	4	13
Persian	5	3	3	11
Khmer	3	4	3	10
Hakka	3	3	4	10
Teochew	0	3	7	10
Maori (Cook Island)	3	3	3	9
Danish	5	0	3	8
Oceanian Pidgins and Creoles nfd	5	3	0	8
Punjabi	3	3	0	6
Urdu	0	3	3	6
Thai	0	3	3	6
Bengali	5	0	0	5
Japanese	0	0	4	4
Afrikaans	0	0	4	4
Swedish	0	3	0	3
Portuguese	3	0	0	3
Finnish	0	3	0	3
Albanian	3	0	0	3
Hebrew	0	0	3	3
Telugu	3	0	0	3
Lao	3	0	0	3
Malay	0	0	3	3
Samoan	0	3	0	3

Source: ADEC from ABS 1996 Census

Attachment 6.4

MONASH - PROFICIENCY WITH ENGLISH 65+ POPULATION WHO  
SPEAK LOTE AT HOME 1996



Source: ADEC from ABS 1996 Census