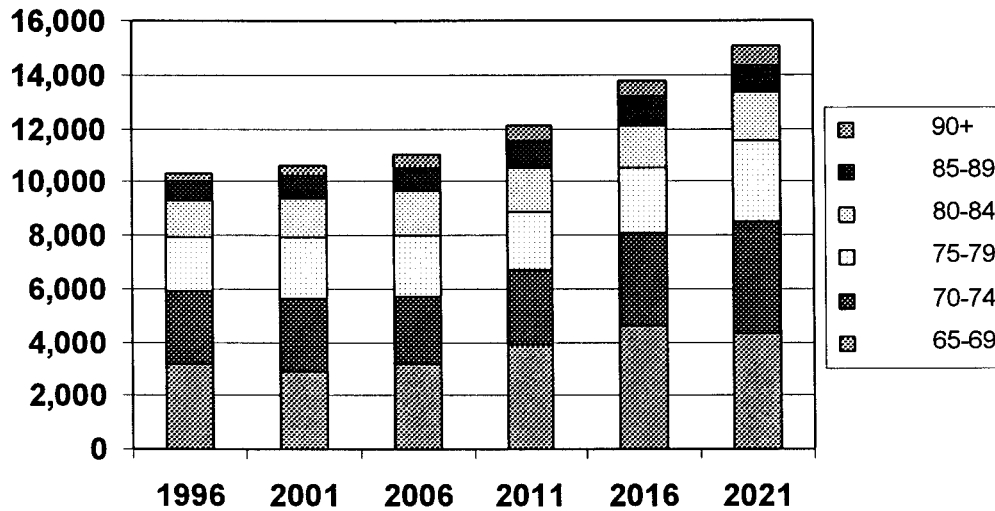


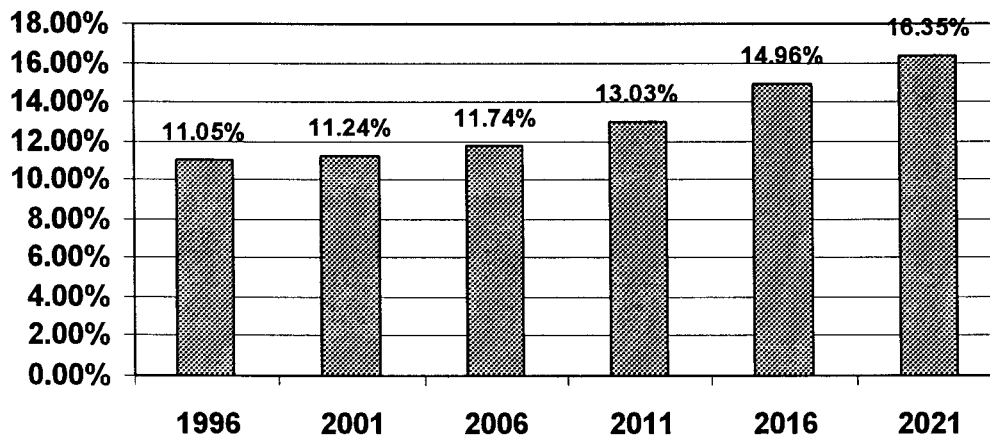
Attachment 5.1

**MAROONDAH - POPULATION PROJECTIONS FOR THE 65+
POPULATION 1996-2021**



YEARS	1996	2001	2006	2011	2016	2021
65-69	3,169	2,903	3,188	3,920	4,612	4,329
70-74	2,771	2,743	2,526	2,809	3,491	4,153
75-79	2,003	2,281	2,278	2,130	2,401	3,015
80-84	1,364	1,452	1,651	1,673	1,581	1,813
85-89	686	830	900	1,035	1,070	1,033
90+	318	390	476	544	638	696
TOT 65+	10,311	10,599	11,019	12,111	13,793	15,039

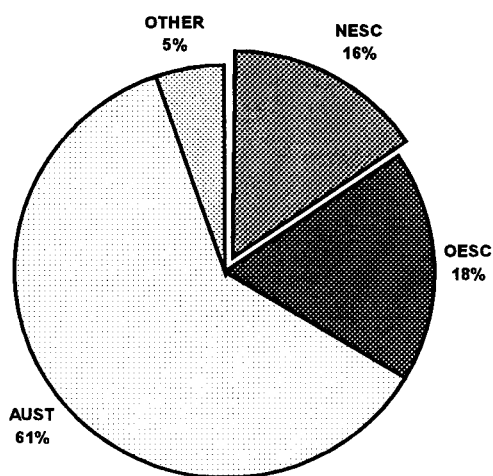
**MAROONDAH - 65+ POPULATION AS
PERCENTAGE OF TOTAL PROJECTED
POPULATION 1996-2021**



Source: ADEC from *Victoria in Future* data. Department of Infrastructure, 1996

Attachment 5.2

MAROONDAH COB OF POPULATION 65+ 1996



COB	65+ POPULATION
NESC	1,508
OESC	1,755
AUST	5,952
OTHER	476
TOTAL	9,691

Source: ADEC from ABS 1996 Census
(Note: NESC includes persons "born elsewhere overseas".
OTHER includes "overseas visitors" and "not stated")

Attachment 5.3

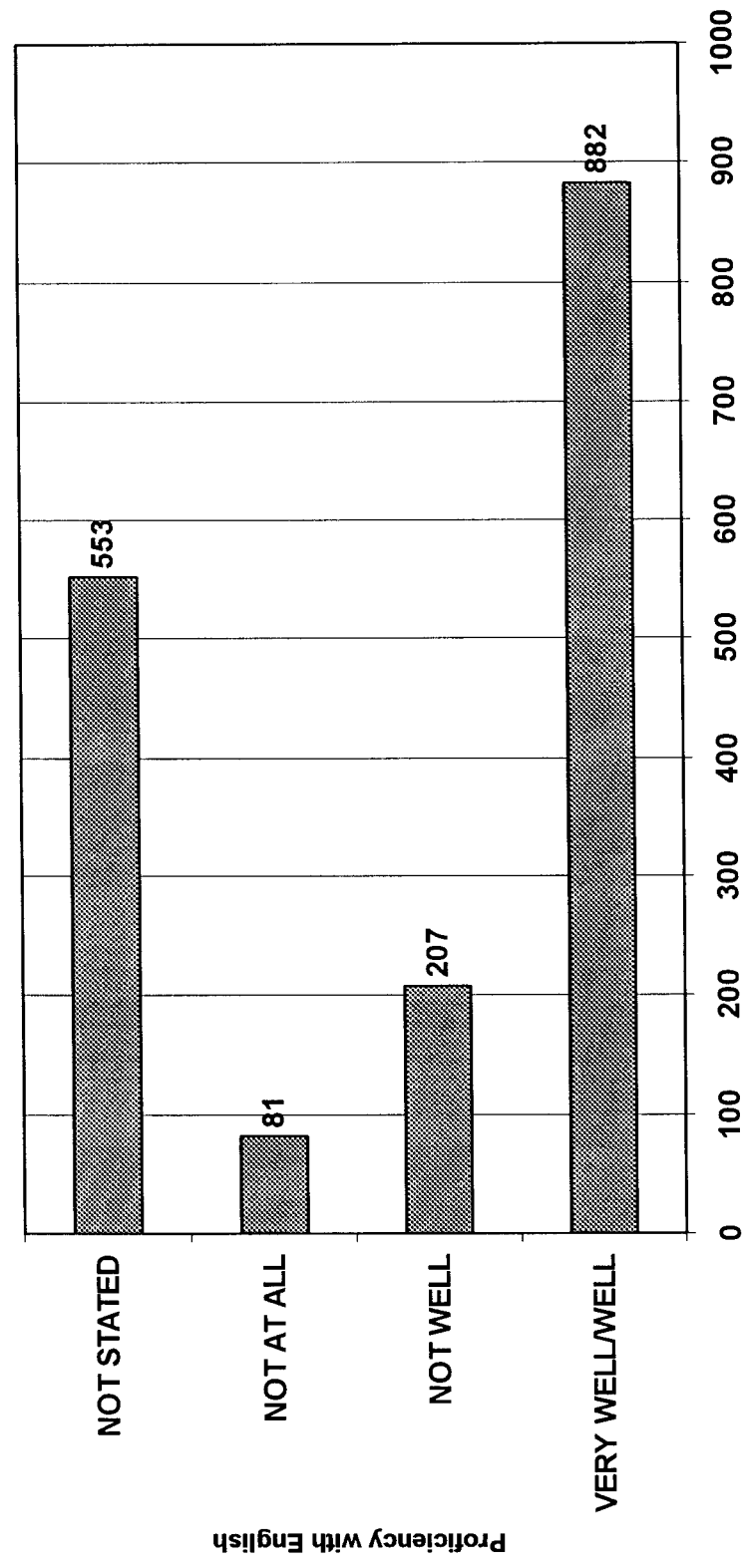
MAROONDAH: LANGUAGE SPOKEN AT HOME X AGE GROUP 1996

Language	65-69yrs	70-74yrs	75+ yrs	Total
English	2,468	2,118	3,364	7,950
German	82	69	71	222
Netherlandic	67	52	76	195
Italian	70	39	58	167
Polish	17	41	23	81
Cantonese	18	19	12	49
Greek	23	11	13	47
Hungarian	16	7	10	33
Latvian	5	9	15	29
Russian	0	12	14	26
Croatian	9	5	5	19
Ukranian	4	9	3	16
French	0	8	6	14
Spanish	4	5	5	14
Vietnamese	5	3	6	14
Sinhalese	7	3	3	13
Serbian	4	3	4	11
Arabic (including Lebanese)	5	6	0	11
Tagalog (Filipino)	0	6	5	11
Tongan	3	3	3	9
Hindi	5	3	0	8
Mandarin	3	0	5	8
Chinese nfd	3	0	4	7
Maltese	3	0	3	6
Lithuanian	0	3	3	6
Macedonian	3	3	0	6
Slovene	3	3	0	6
Czech	3	0	3	6
Romanian	0	3	3	6
Turkish	3	0	3	6
Japanese	3	0	3	6
Afrikaans	3	0	3	6
Danish	3	0	0	3
South Slavic nfd	0	0	3	3
Bosnian	0	3	0	3
Slovak	0	0	3	3
Albanian	0	3	0	3
Khmer	3	0	0	3
Lao	0	3	0	3
Malay	3	0	0	3
Hokkien	0	3	0	3
Teochew	0	0	3	3

Source: ADEC from ABS 1996 Census

Attachment 5.4

**MAROONDDAH - PROFICIENCY WITH ENGLISH 65 + POPULATION WHO
SPEAK LOTE AT HOME 1996**



Source: ADEC from ABS 1996 Census