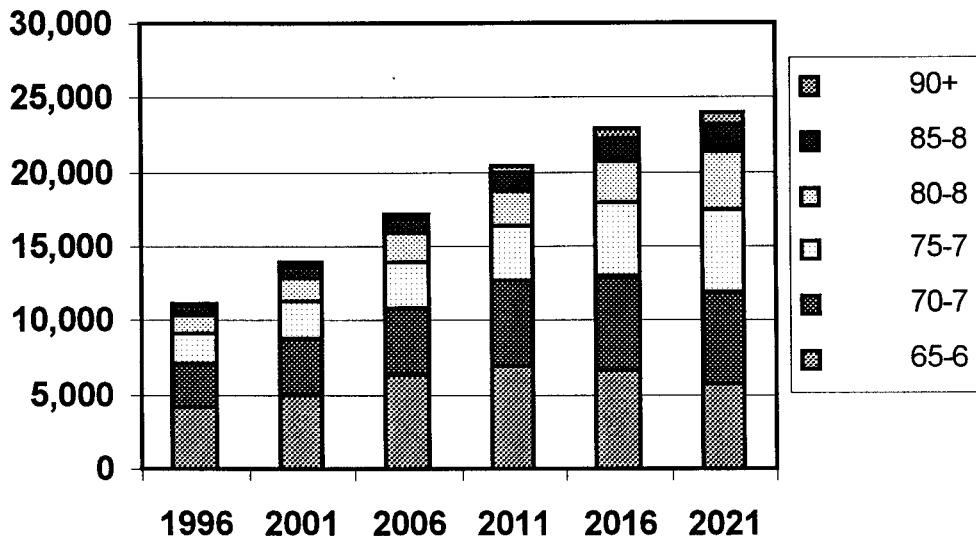


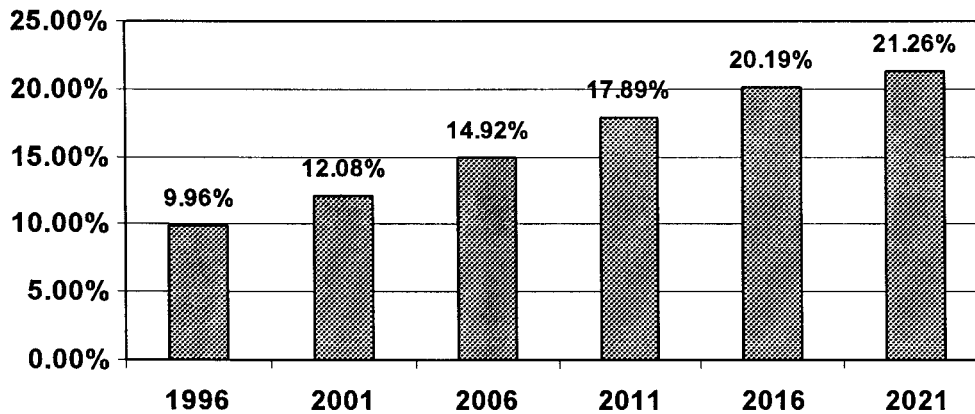
## Attachment 4.1

### MANNINGHAM - POPULATION PROJECTIONS FOR THE 65+ POPULATION 1996-2021



YEARS	1996	2001	2006	2011	2016	2021
65-69	4,130	4,980	6,374	6,920	6,594	6,663
70-74	3,043	3,784	4,469	5,752	6,389	6,184
75-79	1,923	2,570	3,119	3,720	4,920	5,611
80-84	1,255	1,480	1,930	2,333	2,854	3,887
85-89	609	788	920	1,193	1,476	1,864
90+	234	305	384	452	583	732
TOT 65+	11,194	13,907	17,196	20,370	22,816	23,941

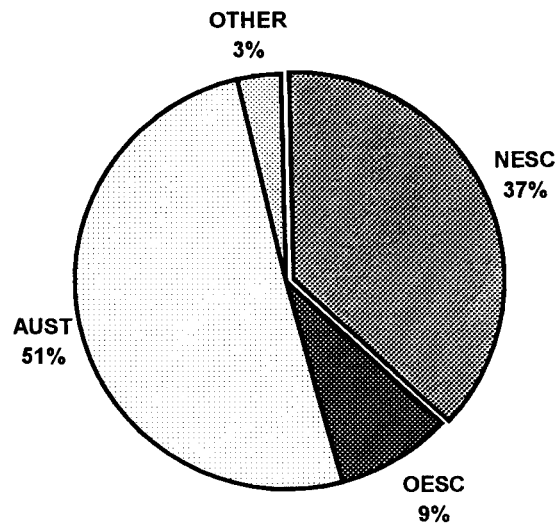
### MANNINGHAM - 65+ POPULATION AS PERCENTAGE OF TOTAL PROJECTED POPULATION 1996-2021



Source: ADEC from *Victoria in Future* data. Department of Infrastructure, 1996

## Attachment 4.2

### MANNINGHAM COB OF POPULATION 65+ 1996



COB	65+ POPULATION
NESC	3,863
OESC	926
AUST	5,275
OTHER	354
TOTAL	10,418

Source: ADEC from ABS 1996 Census  
(Note: NESC includes persons "born elsewhere overseas".  
OTHER includes "overseas visitors" and "not stated")

## Attachment 4.3

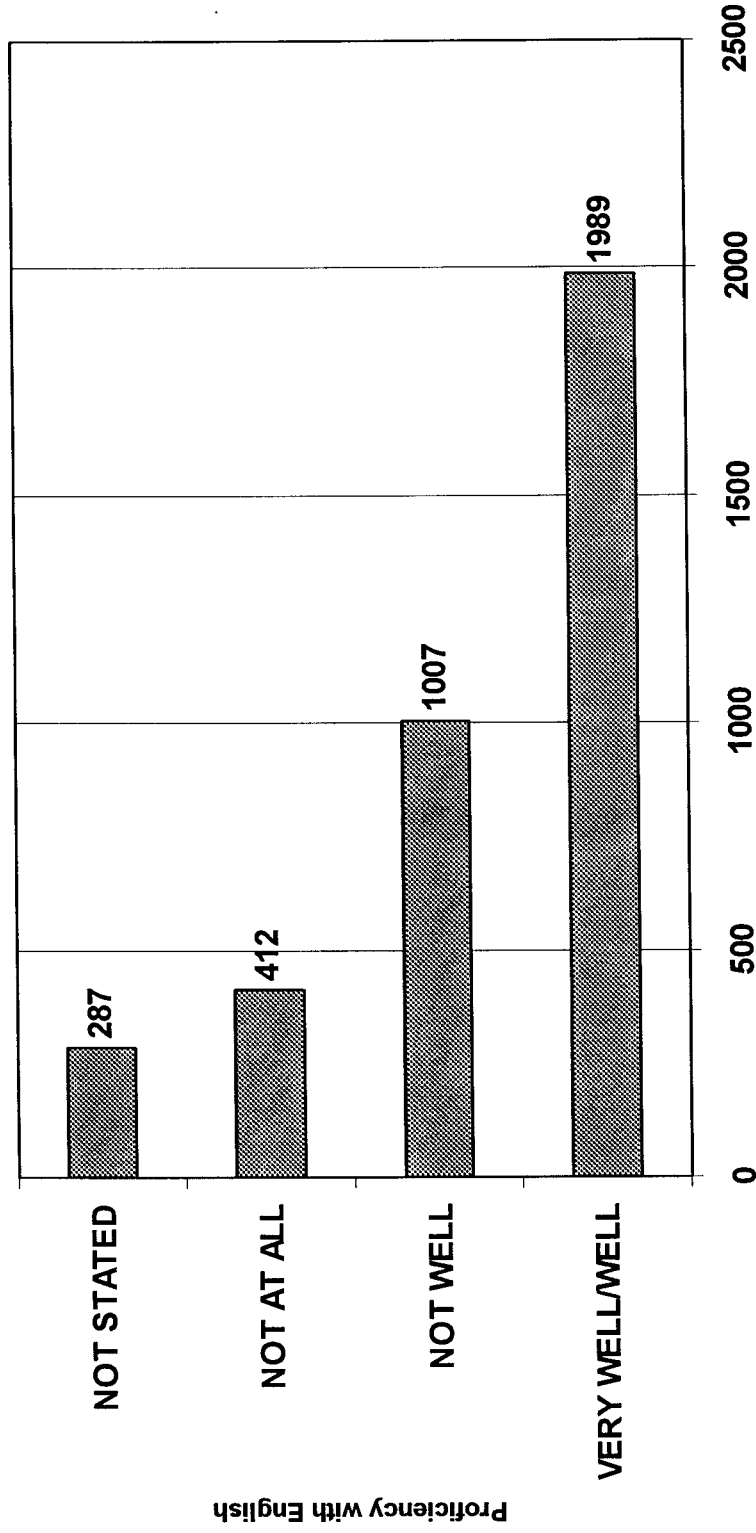
### MANNINGHAM- LANGUAGE SPOKEN AT HOME X AGE GROUP 1996

Language	65-69yrs	70-74yrs	75+ yrs	Total
English	2,263	1,636	2,762	6,661
Italian	524	362	334	1,220
Greek	305	144	140	589
Cantonese	140	123	118	381
German	83	55	56	194
Macedonian	51	38	35	124
Mandarin	32	21	18	71
Latvian	11	26	31	68
Netherlandic	27	18	20	65
Arabic (including Lebanese)	34	15	16	65
Hungarian	21	19	16	56
Polish	13	21	17	51
Croatian	17	10	16	43
Chinese nfd	15	12	13	40
Maltese	11	12	16	39
Slovene	11	9	6	26
Hokkien	9	6	11	26
Russian	9	5	9	23
French	5	7	9	21
Serbian	11	5	4	20
Lithuanian	6	5	5	16
Ukranian	4	3	9	16
Spanish	6	0	9	15
Czech	7	3	4	14
Punjabi	6	5	3	14
Tamil	0	3	10	13
Persian	3	6	3	12
Vietnamese	3	3	5	11
South Slavic nfd	7	3	0	10
Armenian	3	0	7	10
Hindi	3	3	3	9
Indonesian	5	0	3	8
Yiddish	4	3	0	7
Albanian	4	0	3	7
Hebrew		3	3	6
Turkish	3	3	0	6
Bengali	3	3	0	6
Tagalog (Filipino)	3	0	3	6
Japanese	3	0	3	6
Romanian	0	0	4	4
Sinhalese	0	0	4	4
Portuguese	3	0	0	3
Finnish	3	0	0	3
Bosnian	0	3	0	3
Southern Asian Languages nfd	0	3	0	3
Hakka	0	0	3	3
Teochew	0	0	3	3
Korean	3	0	0	3
Afrikaans	3	0	0	3
Samoan	0	0	3	3
Tongan	0	0	3	3

Source: ADEC from ABS 1996 Census

Attachment 4.4

MANNINGHAM - PROFICIENCY WITH ENGLISH 65+ POPULATION WHO  
SPEAK LOTE AT HOME 1996



Source: ADEC from ABS 1996 Census