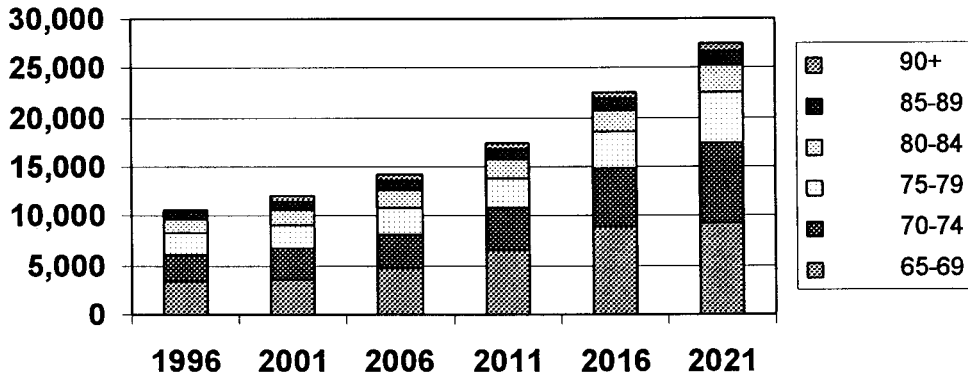


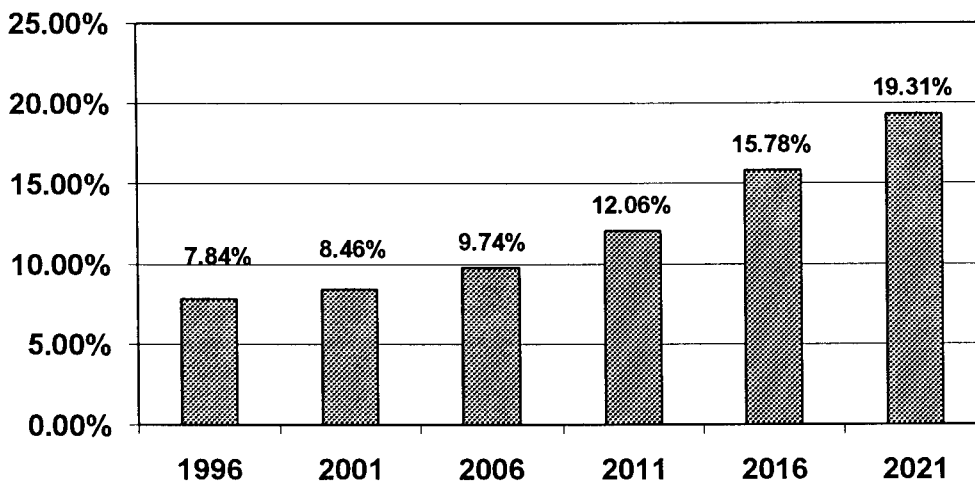
Attachment 3.1

KNOX - POPULATION PROJECTIONS FOR THE 65+ POPULATION 1996-2021



YEARS	1996	2001	2006	2011	2016	2021
65-69	3,383	3,649	4,835	6,533	8,849	9,183
70-74	2,821	3,059	3,337	4,379	5,934	8,121
75-79	2,071	2,413	2,634	2,845	3,740	5,156
80-84	1,418	1,559	1,843	1,989	2,148	2,860
85-89	703	844	950	1,112	1,200	1,320
90+	341	418	517	591	688	761
TOT 65+	10,737	11,942	14,116	17,449	22,559	27,401

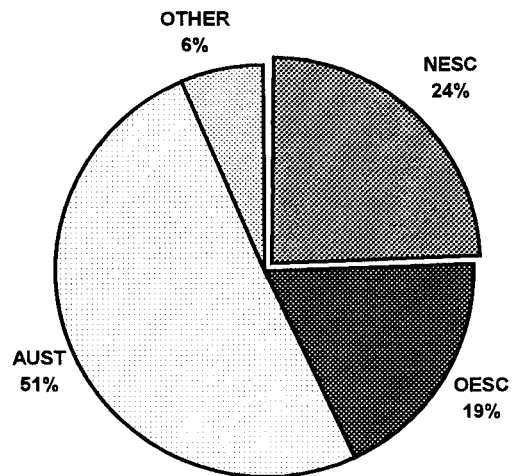
KNOX - 65+ POPULATION AS PERCENTAGE OF TOTAL POPULATION 1996-2021



Source: ADEC from *Victoria in Future* data. Department of Infrastructure, 1996

Attachment 3.2

KNOX COB OF POPULATION 65+ 1996



COB	65+ POPULATION
NESC	2,511
OESC	1,904
AUST	5,180
OTHER	664
TOTAL	10,259

Source: ADEC from ABS 1996 Census
(Note: NESC includes persons "born elsewhere overseas".
OTHER includes "overseas visitors" and "not stated")

Attachment 3.3

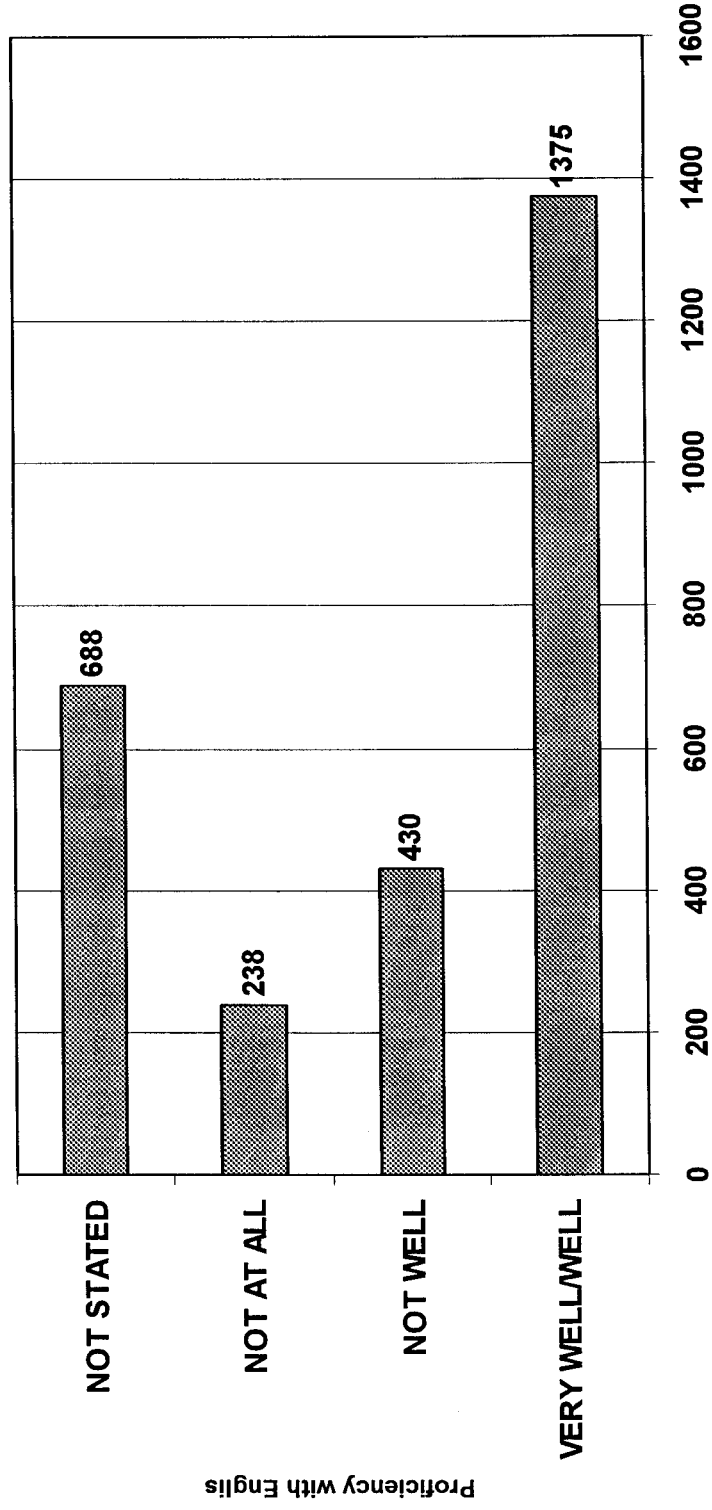
KNOX: LANGUAGE SPOKEN AT HOME X AGE GROUP 1996

Language	65-69yrs	70-74yrs	75+ yrs	Total
English	2,160	1,958	3,374	7,492
German	153	125	235	513
Netherlandic	83	72	100	255
Italian	104	72	59	235
Cantonese	56	44	53	153
Latvian	7	7	97	111
Hungarian	29	34	33	96
Polish	17	25	46	88
Greek	26	21	18	65
Mandarin	21	5	16	42
Sinhalese	13	5	11	29
Arabic (including Lebanese)	10	9	8	27
Tamil	11	11	5	27
French	8	6	8	22
Tagalog (Filipino)	11	6	5	22
Maltese	11	5	5	21
Armenian	7	6	5	18
Hokkien	8	6	4	18
Croatian	11	3	3	17
Spanish	3	5	8	16
Afrikaans	6	7	3	16
Vietnamese	4	5	5	14
Ukranian	3	7	3	13
Serbian	5	4	3	12
Lithuanian	3	4	4	11
Chinese nfd	8	3	0	11
Slovene	3	3	3	9
Persian	3	3	3	9
South Slavic nfd	5	3	0	8
Hindi	0	4	3	7
Danish	3	0	3	6
Czech	3	3	0	6
Turkish	6	0	0	6
Lao	3	0	3	6
Indonesian	3	0	3	6
Hakka	0	3	3	6
Teochew	3	0	3	6
Russian	0	0	5	5
Macedonian	0	0	3	3
Slovak	0	0	3	3
Romanian	3	0	0	3
Punjabi	0	3	0	3
Khmer	3	0	0	3
Japanese	3	0	0	3
Korean	0	3	0	3
Maori (New Zealand)	3	0	0	3
Oceanian Pidgins and Creoles	0	0	3	3

Source: ADEC from ABS 1996 Census

Attachment 3.4

**KNOX - PROFICIENCY WITH ENGLISH 65+ POPULATION WHO SPEAK LOTE
AT HOME 1996**



Source: ADEC from ABS 1996 Census