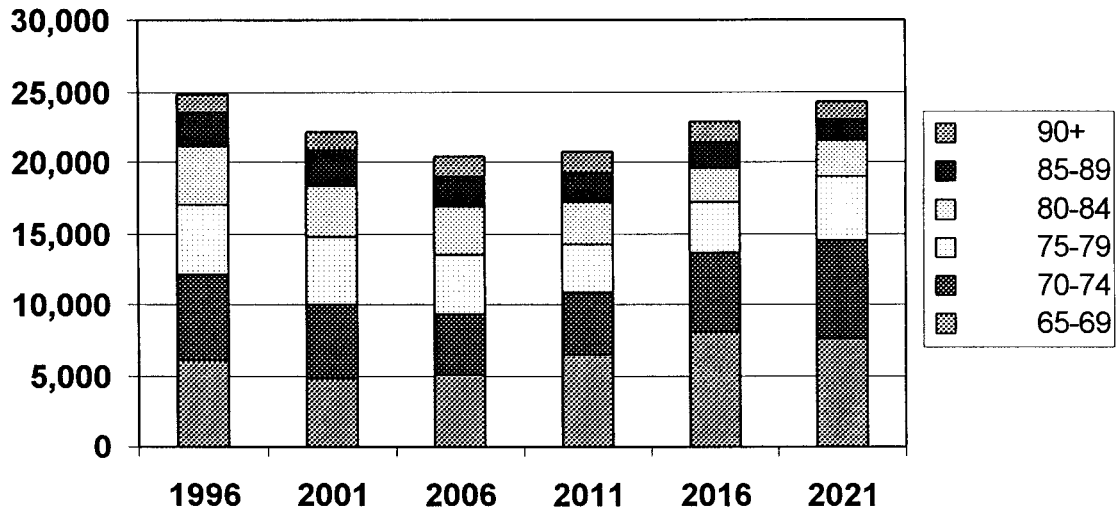


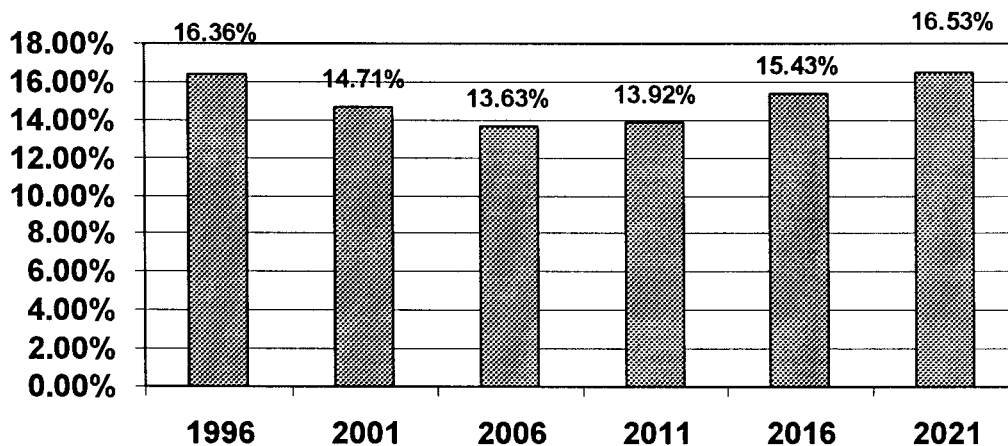
Attachment 2.1

BOROONDARA - POPULATION PROJECTIONS FOR THE 65+ POPULATION 1996-2021



YEARS	1996	2001	2006	2011	2016	2021
65-69	6,096	4,855	5,139	6,511	8,053	7,579
70-74	5,949	5,177	4,143	4,388	5,564	6,866
75-79	5,040	4,785	4,171	3,343	3,556	4,505
80-84	4,090	3,536	3,381	2,948	2,375	2,543
85-89	2,317	2,442	2,155	2,080	1,820	1,485
90+	1,262	1,310	1,392	1,422	1,423	1,305
TOT 65+	24,754	22,105	20,381	20,692	22,791	24,283

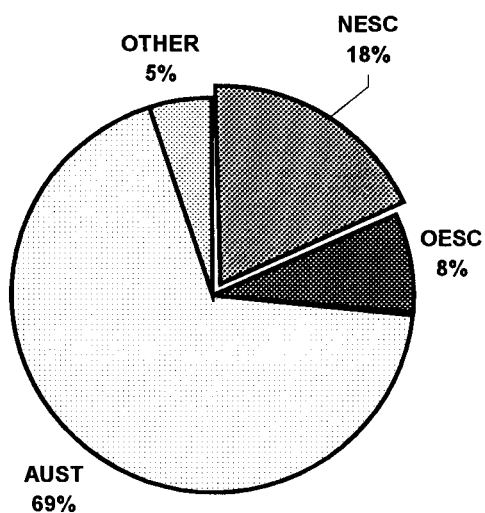
BOROONDARA - 65+ POPULATION AS PERCENTAGE OF TOTAL PROJECTED POPULATION 1996-2021



Source: ADEC from *Victoria in Future* data. Department of Infrastructure, 1996

Attachment 2.2

BOROONDARA COB OF POPULATION 65+ 1996



COB	POPULATION 65+
NESC	4,173
OESC	1,825
AUST	15,617
OTHER	1,162
TOTAL	22,777

Source: ADEC from ABS 1996 Census
(Note: NESC includes persons "born elsewhere overseas".
OTHER includes "overseas visitors" and "not stated")

Attachment 2.3

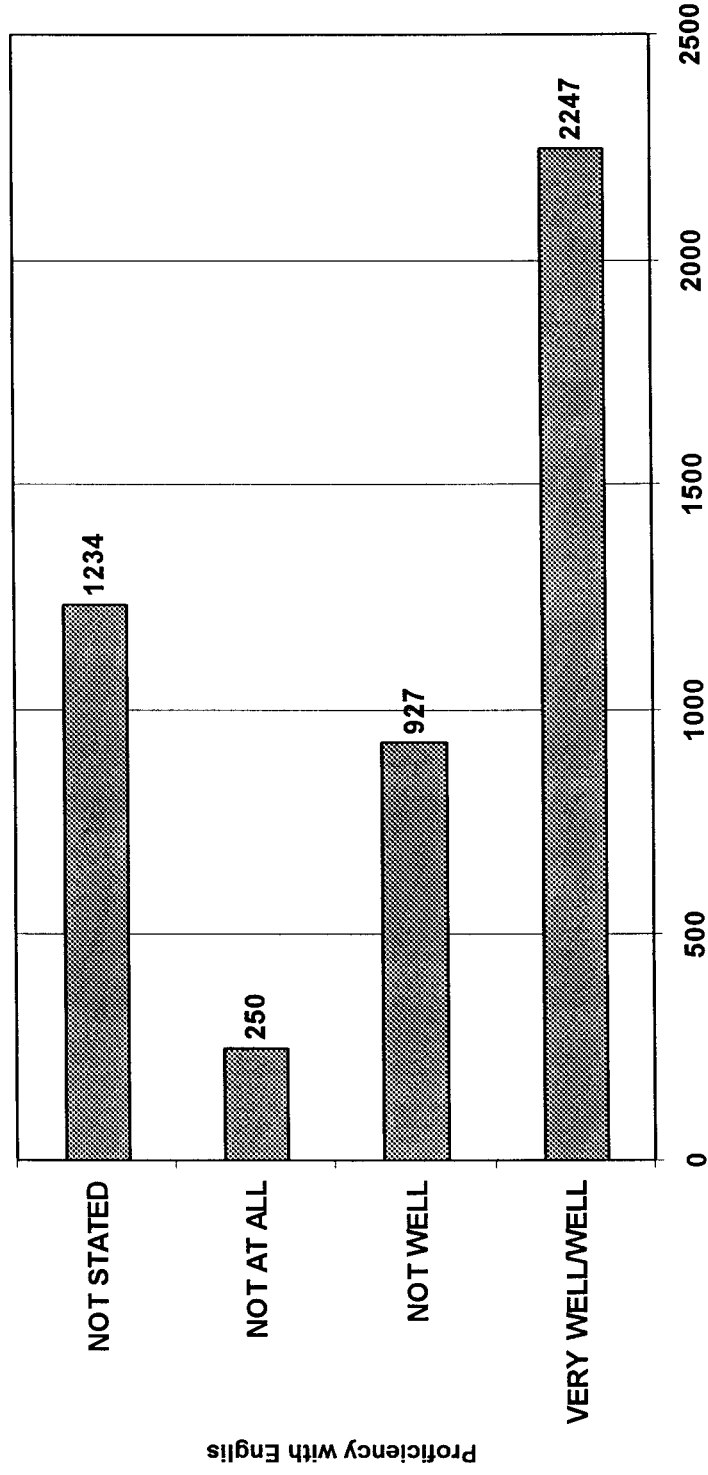
BOROONDARA - LANGUAGE SPOKEN AT HOME X AGE GROUP 1996

Language	65-69yrs	70-74yrs	75+ yrs	Total
English	4,121	4,155	9,755	18,031
Italian	351	251	320	922
Greek	308	162	152	622
German	78	90	188	356
Cantonese	75	56	77	208
Polish	22	52	70	144
Hungarian	31	33	61	125
Mandarin	29	27	26	82
Yiddish	14	18	36	68
French	18	19	22	59
Latvian	7	19	28	54
Croatian	22	11	16	49
Netherlandic	17	10	17	44
Czech	11	15	14	40
Russian	6	14	17	37
Macedonian	18	7	12	37
Lithuanian	3	17	13	33
Spanish	11	12	6	29
Slovene	12	8	9	29
Arabic (including Lebanese)	14	8	7	29
Chinese nfd	8	6	15	29
Serbian	9	6	13	28
South Slavic nfd	11	8	5	24
Maltese	3	6	9	18
Ukranian	3	9	5	17
Hokkien	9	4	4	17
Vietnamese	5	5	6	16
Tamil	6	7	0	13
Indonesian	3	7	3	13
Armenian	0	0	11	11
Romanian	3	4	3	10
Japanese	4	0	4	8
Persian	0	3	4	7
Tagalog (Filipino)	4	3	0	7
Danish	3	0	3	6
Hebrew	3	3	0	6
Southern Asian Languages nfd	3	0	3	6
Sinhalese	0	3	3	6
Punjabi	0	5	0	5
Slovak	0	0	4	4
Hindi	0	4	0	4
Teochew	0	0	4	4
Portuguese	0	3	0	3
Finnish	3	0	0	3
Turkish	0	3	0	3
Urdu	3	0	0	3
Hakka	0	0	3	3

Source: ADEC from ABS 1996 Census

Attachment 2.4

BOROONDARA - PROFICIENCY WITH ENGLISH 65+ POPULATION WHO SPEAK LOTE AT HOME 1996



Source: ADEC from ABS 1996 Census