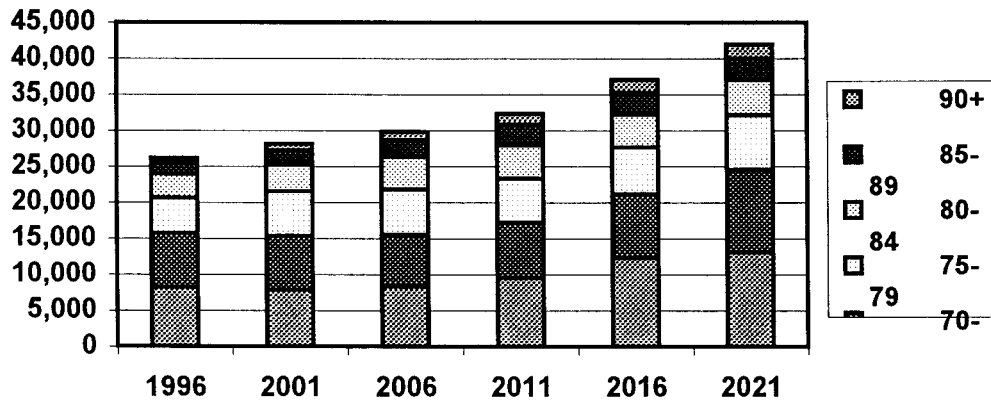


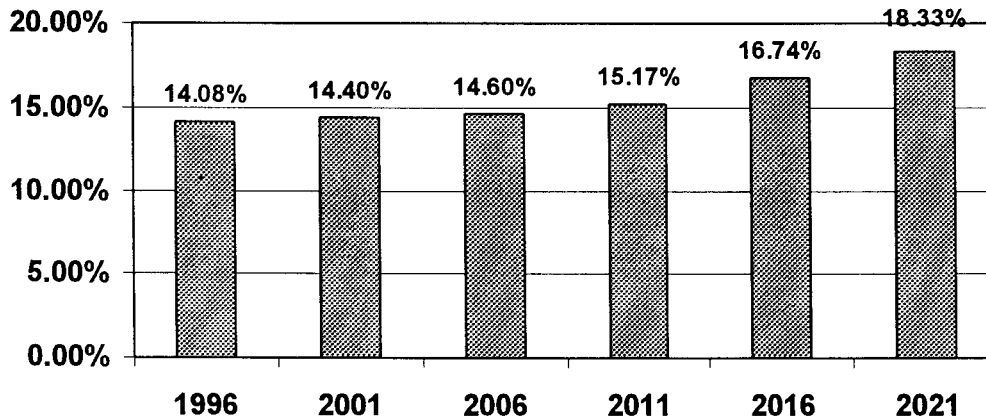
## Attachment 3.1

### GREATER GEELONG - POPULATION PROJECTIONS FOR THE 65+ POPULATION 1996-2021



YEARS	1996	2001	2006	2011	2016	2021
65-69	8,234	7,841	8,301	9,584	12,309	13,106
70-74	7,467	7,525	7,200	7,667	8,893	11,426
75-79	4,900	6,196	6,272	6,037	6,475	7,572
80-84	3,359	3,613	4,609	4,696	4,564	4,947
85-89	1,569	2,047	2,252	2,912	2,999	2,962
90+	656	871	1,171	1,389	1,793	1,984
TOT. 65+	26,185	28,093	29,805	32,285	37,033	41,997

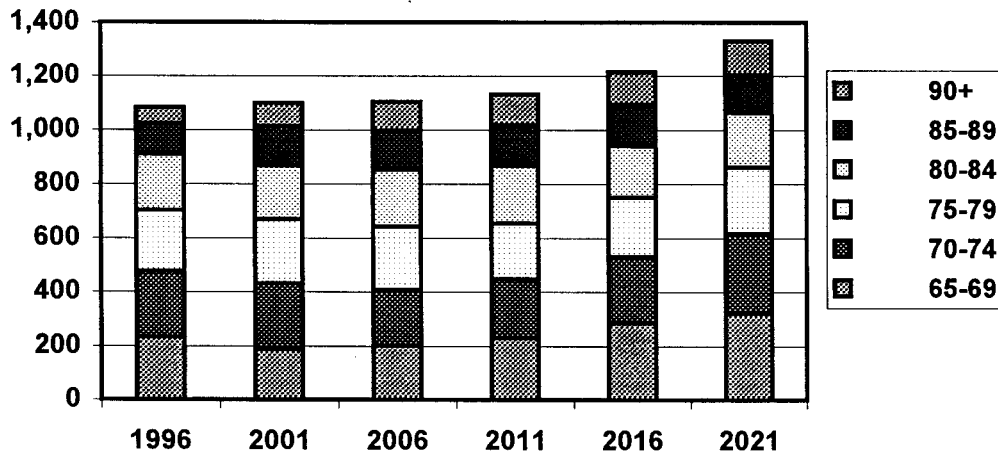
### GREATER GEELONG - 65+ POPULATION AS PERCENTAGE OF TOTAL PROJECTED POPULATION 1996-2021



Source: ADEC from *Victoria in Future* data, Department of Infrastructure, 1996

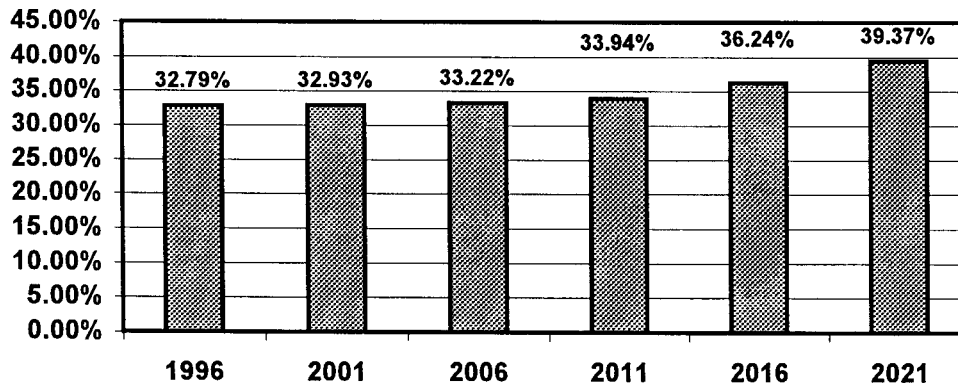
## Attachment 3.2

### QUEENSLIFF - POPULATION PROJECTIONS FOR THE 65+ POPULATION 1996-2021



YEARS	1996	2001	2006	2011	2016	2021
65-69	232	188	201	229	285	321
70-74	245	244	206	219	246	297
75-79	225	236	236	207	219	243
80-84	206	199	208	210	189	201
85-89	115	147	145	152	155	143
90+	58	84	107	115	122	126
TOT. 65+	1,081	1,098	1,103	1,132	1,216	1,331

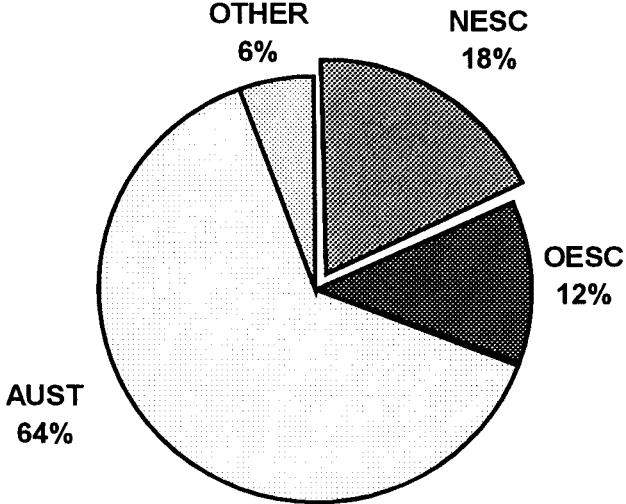
### QUEENSLIFF - 65+ POPULATION AS PERCENTAGE OF TOTAL PROJECTED POPULATION 1996-2021



Source: ADEC from *Victoria in Future* data, Department of Infrastructure, 1996

**Attachment 3.3**

**GREATER GEELONG  
COB OF 65+ POPULATION  
1996**

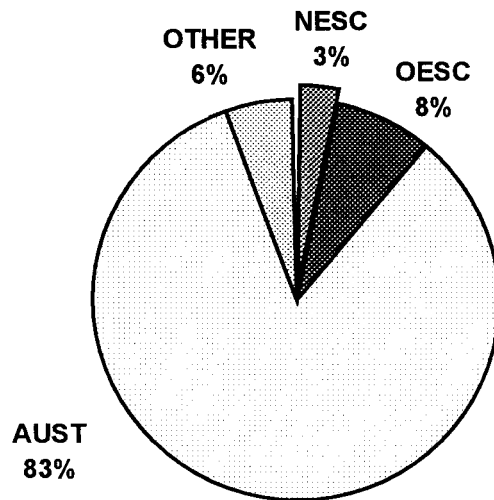


COB	65+ POP
AUST	15,659
NESC	4,429
OESC	3,033
OTHER	1,376
TOTAL	24,497

Source: ADEC from ABS Census 1996  
(Note: NESC includes "born elsewhere overseas"  
OTHER includes "not stated" and "overseas visitors"  
OESC - Other English Speaking Countries)

## Attachment 3.4

### QUEENSCLIFF COB OF 65+ POPULATION 1996




COB	65+ POP
AUST	701
NESC	27
OESC	67
OTHER	47
TOTAL	842

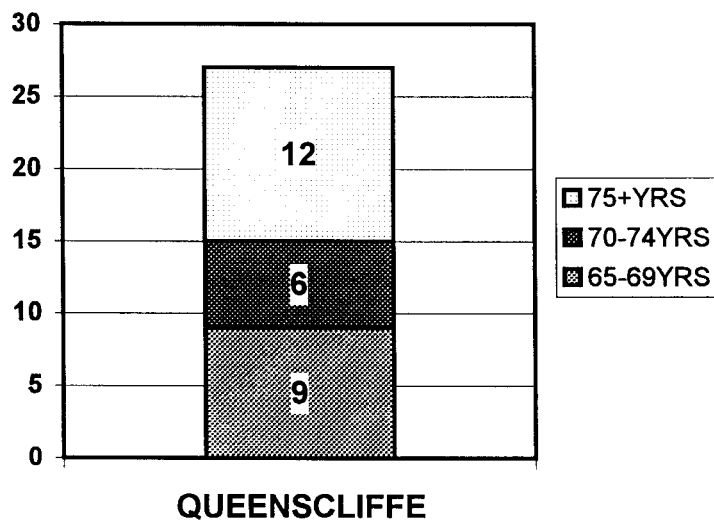
Source: ADEC from ABS Census 1996  
(Note: NESC includes "born elsewhere overseas"  
OTHER includes "not stated" and "overseas visitors"  
OESC - Other English Speaking Countries)

## Attachment 3.5

**Greater Geelong LGA  
65+ POPULATION BORN IN NESCs  
1996**



**Queenscliff LGA  
65+ POPULATION BORN IN NESCs  
1996**

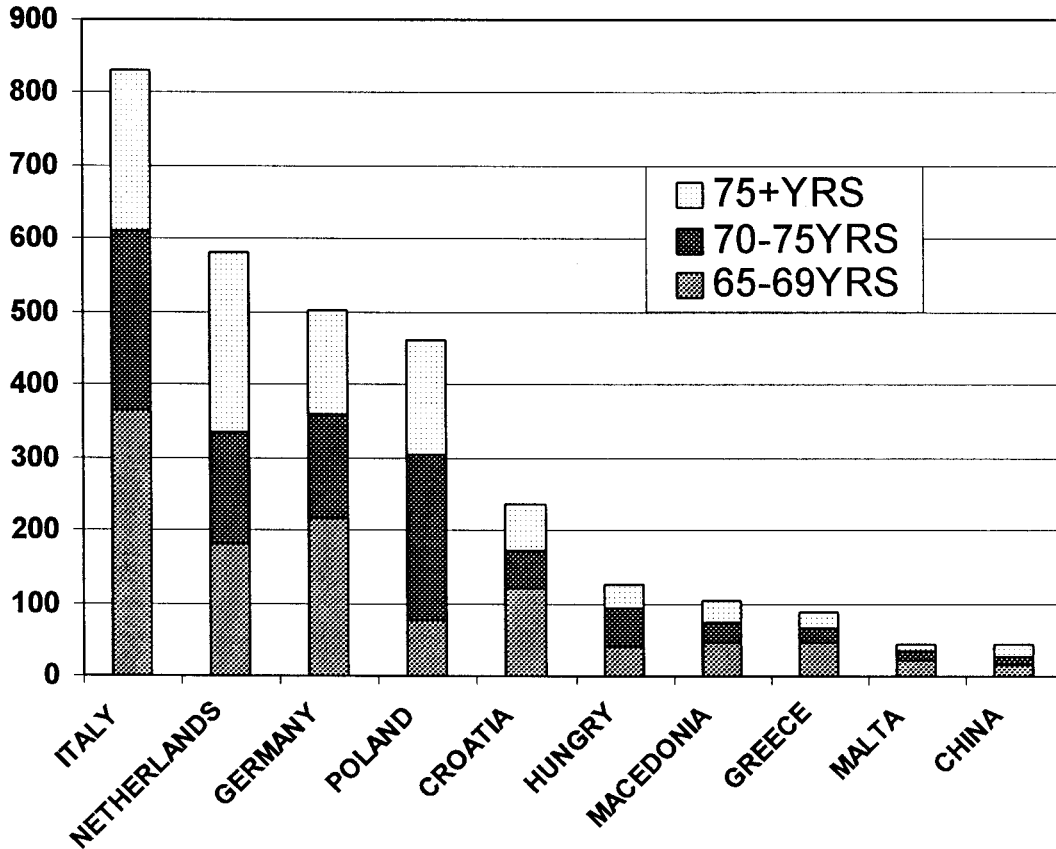


LGA	65-69YRS	70-74YRS	75+YRS	TOTAL
GREAT. GEELONG	1559	1476	1394	4429
QUEENSCLIFFE	9	6	12	27
<b>DISTRICT TOTAL</b>	<b>1568</b>	<b>1482</b>	<b>1406</b>	<b>4456</b>

ADEC from ABS Census 1996  
(Note: NESL includes born "elsewhere overseas")

## Attachment 3.6

**GREATER GEELONG - TOP 10 COB OF POPULATION  
65+ BORN IN NESCs 1996**



NESC	65-69YRS	70-75YRS	75+YRS	TOTAL
ITALY	364	247	220	831
NETHERLAND	181	154	246	581
GERMANY	218	141	144	503
POLAND	78	226	156	460
CROATIA	120	54	62	236
HUNGRY	42	51	32	125
MACEDONIA	46	27	31	104
GREECE	46	21	20	87
MALTA	21	14	10	45
CHINA	16	12	16	44

ADEC from ABS Census 1996  
(Note: NESC includes born "elsewhere overseas")

## Attachment 3.7

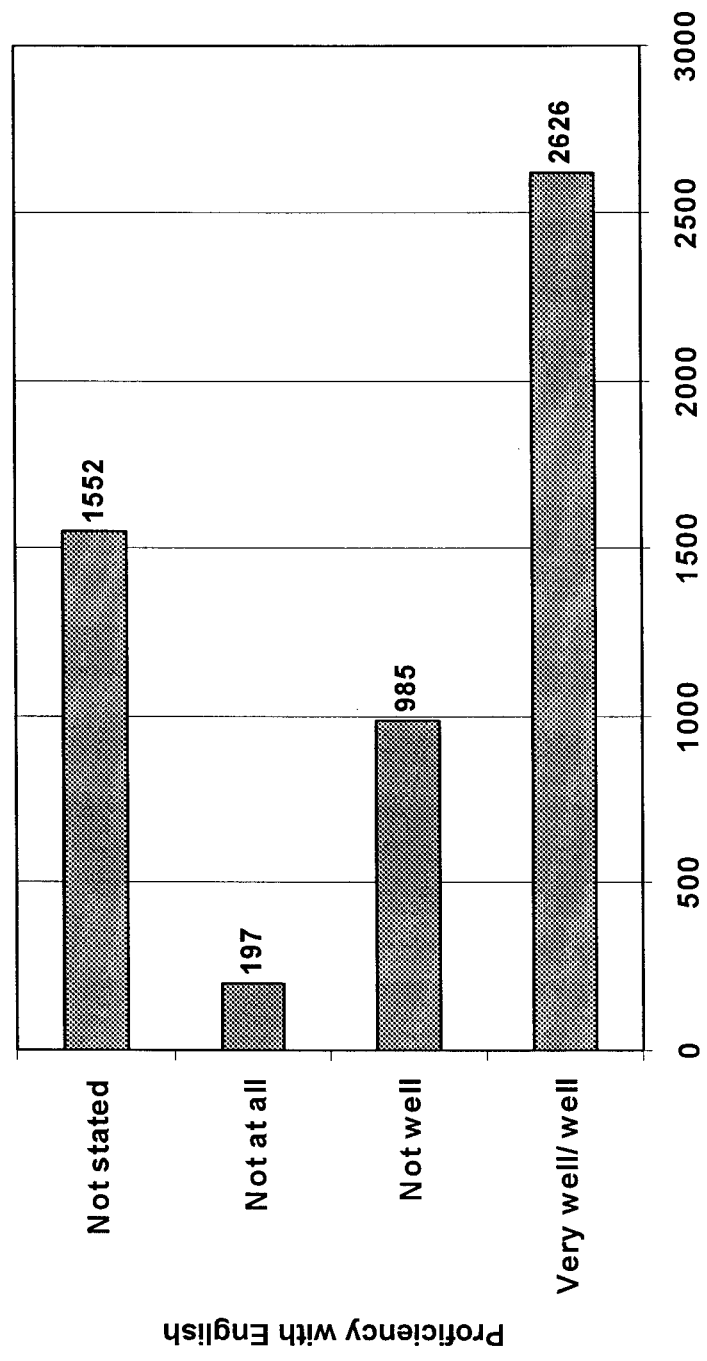
### GREATER GEELONG LGA: LANGUAGE SPOKEN AT HOME X AGE GROUP 1996

Language	65-69YRS	70-74YRS	75+ YRS	TOTAL
English	5,751	5,248	8,102	19,101
Italian	361	255	239	855
German	224	217	183	624
Netherlandic	116	100	177	393
Polish	55	186	126	367
Croatian	116	54	58	228
Ukranian	39	117	66	222
Hungarian	45	50	27	122
Macedonian	50	31	33	114
Greek	42	19	17	78
Serbian	27	27	20	74
Russian	13	19	41	73
Slovene	37	19	6	62
South Slavic nfd	21	18	17	56
Lithuanian	5	18	31	54
Spanish	26	18	7	51
Latvian	3	20	21	44
Maltese	16	10	9	35
Cantonese	7	4	8	19
French	5	3	9	17
Finnish	5	6	6	17
Arabic (including Lebanese)	3	6	3	12
Tagalog (Filipino)	4	3	5	12
Romanian	4	4	3	11
Mandarin	3	4	4	11
Czech	4	6	0	10
Turkish	7	0	3	10
Vietnamese	3	3	3	9
Danish	3	3	0	6
Swedish	3	0	3	6
Portuguese	6	0	0	6
Slovak	3	0	3	6
Persian	3	0	3	6
Tamil	0	3	3	6
Indonesian	3	0	3	6
Japanese	3	0	3	6
Bosnian	5	0	0	5
Albanian	0	0	3	3
Southern Asian Languages nfd	0	0	3	3
Bengali	3	0	0	3
Sinhalese	3	0	0	3
Lao	0	0	3	3
Chinese nfd	3	0	0	3

Source: ADEC from ABS Census 1996

**Attachment 3.8**

**GREATER GEELONG - PROFICIENCY WITH ENGLISH  
PERSONS 65+ WHO SPEAK LOTE AT HOME 1996**



Source: ADEC from ABS Census 1996  
(Note: NESCs include born "elsewhere overseas")